Village of Mount Prospect
Finance Commission
Regular Meeting Agenda
50 S. Emerson Street Mount Prospect, IL 60056

October 24, 2024	3rd Floor Executive Conference Room	7:00 PM

1. **Call to Order**
2. **Approval of Minutes**
   2.1. September 26, 2024
3. **Citizens To Be Heard**
4. **Old Business**
   4.1. Budget 2025
5. **New Business**
6. **Other Business**
7. **Finance Director's Report**
8. **Next Meeting**
   8.1. November 2024 - Canceled
   December 2024 - Canceled
9. **Adjournment**

NOTE: ANY INDIVIDUAL WHO WOULD LIKE TO ATTEND THIS MEETING BUT BECAUSE OF A DISABILITY NEEDS SOME ACCOMODATION TO PARTICIPATE SHOULD CONTACT THE FINANCE DIRECTOR'S OFFICE AT 50 SOUTH EMERSON STREET, MOUNT PROSPECT, ILLINOIS 60056 OR BY PHONE AT 847-392-6000.

VILLAGE OF MOUNT PROSPECT

Budget 2025

Presentation

BUDGET 2025

- Budget Highlights
- Challenges
- Revenue Budget
- Property Taxes
- Major Revenue Sources
- Operating Expenditures
- Departmental Expenditures
- Debt Service and CIP
- Conclusion

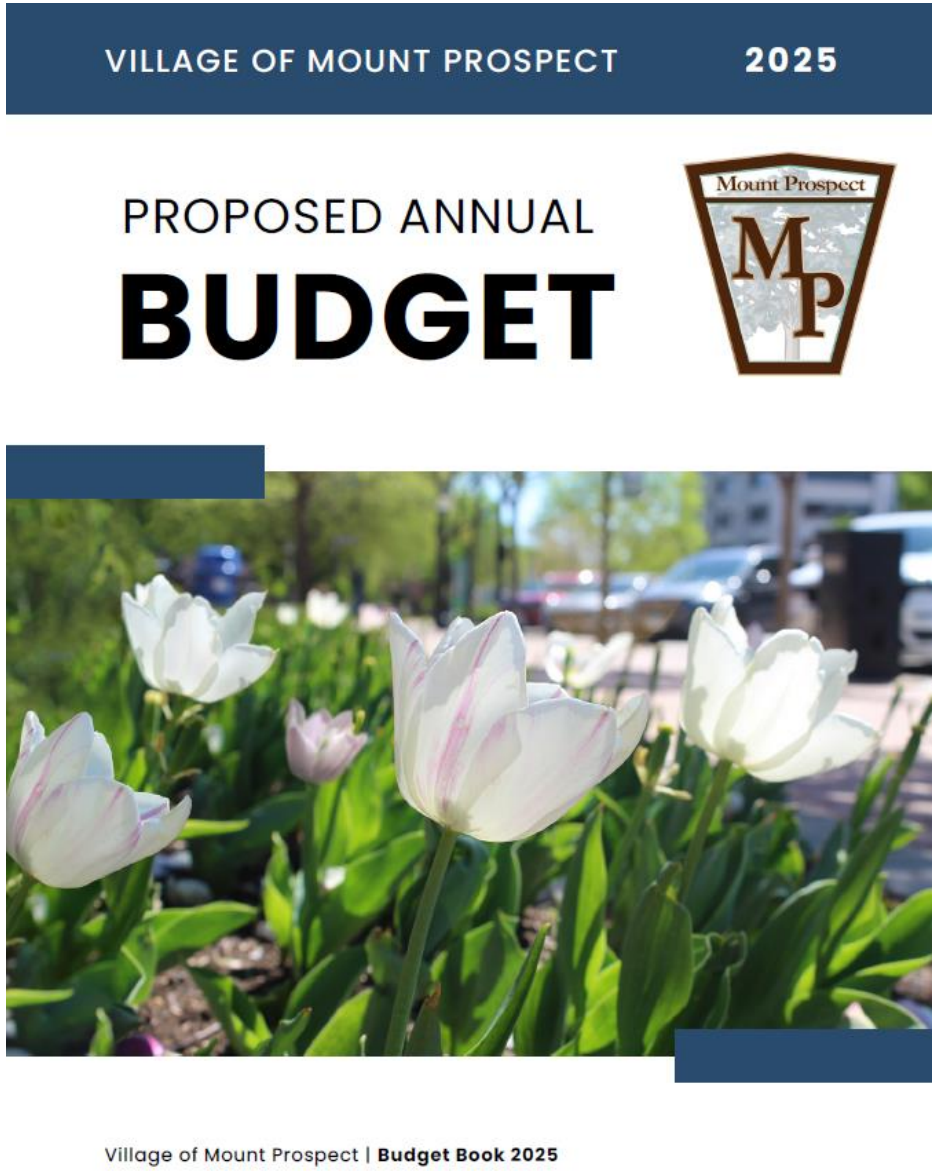

BUDGET HIGHLIGHTS

Budget 2025 – Balance Budget. Total Revenues $160.9 million, Total Expenditures - $165.4 Million, Planned use of previously issued bonds - $4.5 million

Pension abatements $2.0 million, debt service levy abatements $3.1 million. Pension levies are going up by $803,926. The Village is funding the actuarial amount to get 100% funding by 2040.

Reduction in property taxes by 6.34 percent – New Levy amount will be the lowest of the last ten years. Levy in 2015 was $18.3 million, 2024 levy payable in 2025 - $18.2 million

Starting two new programs: a) Technology Replacement b) Building Improvement Fund

BUDGET HIGHLIGHTS

Increase in the ambulance billing fees to $3,000. Increase in the water and sewer rates – 6.75%. Refuse rates increasing by 3.5%.

Three new firefighters/paramedics in the budget for Station 11.

A rapid increase in the replacement costs of vehicles. Vehicle Replacement Lease amounts are increasing by $380,160 or 23.1 percent.

Reduction in transfers from the General Fund. The 2024 Budget was $21.3 million – and the 2025 Budget will be $6.7 million.

CHALLENGES

- Heavy reliance on the State for intergovernmental revenues.
- Increasing Cost of Public Safety Pension
- Legislative Challenges – 1% Grocery Tax and Pension Updates
- Increasing Construction Costs, Aging infrastructure
- Vehicle Replacement Values – up to 42% Increase
- Cook County Property Tax System
- Ending Economic Stimulus Program (American Rescue Plan)

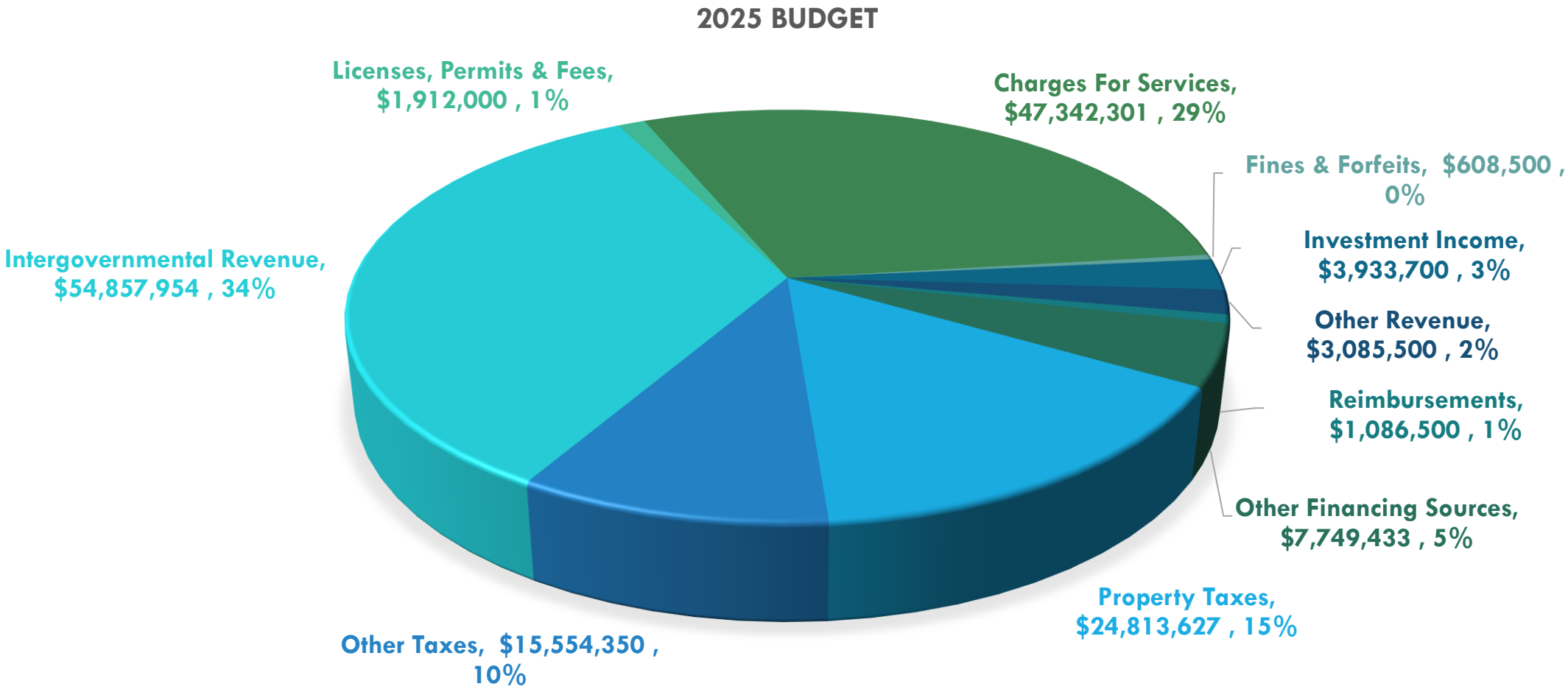

2025 REVENUE BUDGET - $160.9 MILLION

2025 REVENUE BUDGET

Revenues	2025 Budget	2024 Budget	Increase / (Decrease)	% Change
Property Taxes	24,813,627	22,022,359	2,791,268	12.7%
Other Taxes	15,554,350	14,689,000	865,350	5.9%
Intergovernmental Revenue	54,857,954	57,179,236	(2,321,282)	-4.1%
Licenses, Permits & Fees	1,912,000	2,037,000	(125,000)	-6.1%
Charges For Services	47,342,301	42,255,770	5,086,531	12.0%
Fines & Forfeits	608,500	470,955	137,545	29.2%
Investment Income	3,933,700	1,818,245	2,115,455	116.3%
Other Revenue	3,085,500	2,854,944	230,556	8.1%
Reimbursements	1,086,500	337,000	749,500	222.4%
Total Reoccuring Revenues	**153,194,432**	**143,664,509**	**9,529,923**	**6.6%**
Other Financing Sources	7,749,433	21,279,000	(13,529,567)	-63.6%
Total Revenues	**160,943,865**	**164,943,509**	**(3,999,644)**	**-2.42%**

- The American Rescue Plan ended in 2024, reducing intergovernmental revenues and transfer-ins.

- 2024 Other Financing Sources include $6.5 million in Economic Emergency Funding and $5.3 million in transfers from the American Rescue Plan. These transfers are not there in 2025.

PROPERTY TAX – WITHOUT ABATEMENTS

	Net 2024 Levy	Provision Loss and Costs	Total 2024 Extension	Total 2023 Extension	$ Inc/(Dec.)	% Inc/(Dec.)
Police Protection	4,346,500	86,930	4,433,430	4,433,430	-	0.00%
Fire Protection	5,049,574	100,991	5,150,565	5,150,565	-	0.00%
Police Pension Fund	6,126,944	122,539	6,249,483	4,721,648	1,527,835	32.36%
Firefighters' Pension Fund	5,133,242	102,665	5,235,907	3,903,737	1,332,170	34.13%
Total Operational Levy	20,656,260	413,125	21,069,385	18,209,380	2,860,005	15.71%
Debt Service Funds						
2016 - Series Bonds	1,958,550	39,171	1,997,721	1,259,624	738,097	58.60%
2018B - Police & Fie HQ	1,444,250	28,885	1,473,135	-	1,473,135	0.00%
2018B - 2009 Refunding	241,000	4,820	245,820	-	245,820	0.00%
Total Debt Service Levy	3,643,800	72,876	3,716,676	1,259,624	2,457,052	195.06%
Total Village Levy	24,300,060	486,001	24,786,061	19,469,004	5,317,057	27.31%

Property Taxes	2024 Payable 2025	2023 Payable 2024
Average Home Value	$ 367,900	$ 367,900
Assessment - 10%	$ 36,790	$ 36,790
Equalization Factor	3.0163	3.0163
Equalized Assessed Value	$ 110,970	$ 110,970
Village Tax Rate	0.883%	1.124%
Village Taxes	$ 984.00	$1,252.73
Increase in Taxes		$ 268.73

In the absence of abatements, the Village portion of property taxes will increase by 27.3 % – burdening an average household by $269 annually.

ABATEMENTS - $6,422,433

SSA Taxes - $1,000,000

- $1,000,000 – Abatement from the EGRF SSA Taxes paid by Unincorporated Area Residents and Businesses.

General Fund - $5,099,433

- $1,000,000 – Police Pension Abatements
- $1,000,000 – Fire Pension Abatements
- $1,444,250 – Series 2018B Police and Fire HQ Bonds Abatements
- $1,655,183 – Series 2016B Bonds Abatements

Other Debt Service Abatements - $323,000

- $300,000 – Video Gaming Tax
- $23,000 – Debt Service Fund Interest Income

Property tax With Abatements

	Gross 2024 Levy	Subsidy/ Abatements	Net 2024 Levy	2% Provision Loss and Costs	Total 2024 Extension	2023 Tax Extension: Total 2023 Extension	$ Inc/(Dec.)	% Inc/(Dec.)
Police Protection	4,346,500	-	4,346,500	86,930	4,433,430	4,433,430	-	0.00%
Fire Protection	5,049,574	**1,000,000**	4,049,574	80,991	4,130,565	5,150,565	(1,020,000)	-19.80%
Police Pension Fund	6,126,944	**1,000,000**	5,126,944	102,539	5,229,483	4,721,648	507,835	10.76%
Firefighters' Pension Fund	5,133,242	**1,000,000**	4,133,242	82,665	4,215,907	3,903,737	312,170	8.00%
Total Operational Levy	20,656,260	3,000,000	17,656,260	353,125	18,009,385	18,209,380	(199,995)	-1.10%
Debt Service Funds								
2016 - Series Bonds	1,958,550	1,737,183	221,367	4,427	225,794	1,259,624	(1,033,830)	-82.07%
2018B - Police & Fie HQ	1,444,250	1,444,250	-	-	-	-	-	0.00%
2018B - 2009 Refunding	241,000	241,000	-	-	-	-	-	0.00%
2022B - Flood Control (2013)	878,480	878,480	-	-	-	-	-	0.00%
- TIF								
Series 2017	333,369	333,369	-	-	-	-	-	0.00%
Series 2018A	510,369	510,369	-	-	-	-	-	0.00%
Series 2019B	503,100	503,100	-	-	-	-	-	0.00%
- Water/Sewer								
Series 2017	328,531	328,531	-	-	-	-	-	0.00%
Series 2018A	333,750	333,750	-	-	-	-	-	0.00%
Series 2019A	627,300	627,300	-	-	-	-	-	0.00%
Series 2022	549,050	549,050	-	-	-	-	-	0.00%
Total Debt Service Levy	7,707,749	7,486,382	221,367	4,427	225,794	1,259,624	(1,033,830)	-82.07%
Total Village Levy	28,364,009	10,486,382	17,877,627	357,552	18,235,179	19,469,004	(1,233,825)	-6.34%

PROPERTY TAX ANALYSIS

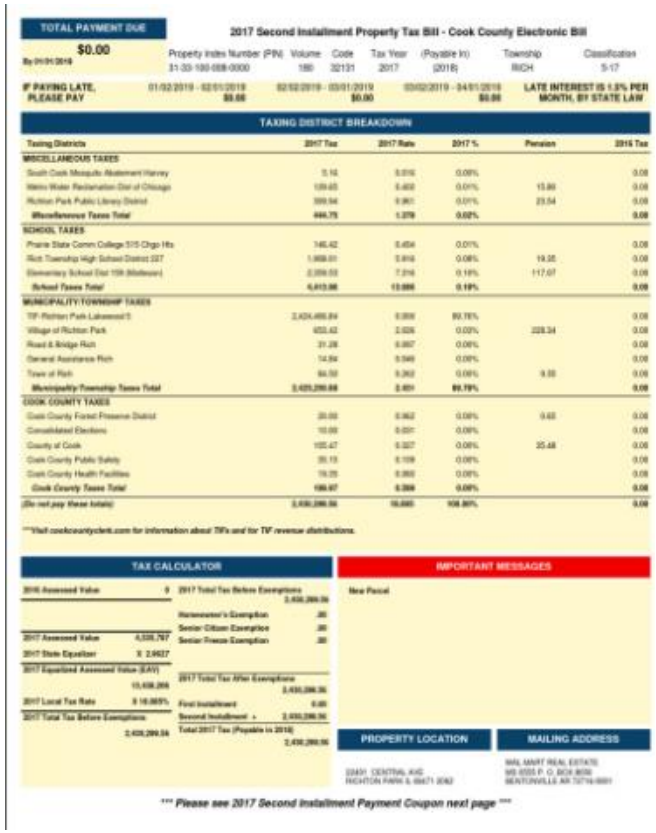
TOTAL PAYMENT DUE

$0.00

By 01/31/2019

2017 Second Installment Property Tax Bill - Cook County Electronic Bill

Property Index Number (PIN)	Volume	Code	Tax Year	(Payable In)	Township	Classification
31-33-100-008-0000	180	32131	2017	(2018)	RICH	5-17

IF PAYING LATE, PLEASE PAY 01/02/2019 - 02/01/2019 $0.00 | 02/02/2019 - 03/01/2019 $0.00 | 03/02/2019 - 04/01/2019 $0.00 | LATE INTEREST IS 1.5% PER MONTH, BY STATE LAW

TAXING DISTRICT BREAKDOWN

Taxing Districts	2017 Tax	2017 Rate	2017 %	Pension	2016 Tax
MISCELLANEOUS TAXES					
South Cook Mosquito Abatement Harvey	5.16	0.016	0.00%		0.00
Metro Water Reclamation Dist of Chicago	139.65	0.402	0.01%	15.80	0.00
Richton Park Public Library District	309.94	0.961	0.01%	23.54	0.00
Miscellaneous Taxes Total	444.75	1.379	0.02%		0.00
SCHOOL TAXES					
Prairie State Comm College 515 Chgo Hts	146.42	0.454	0.01%		0.00
Rich Township High School District 227	1,958.01	5.916	0.08%	19.25	0.00
Elementary School Dist 159 (Matteson)	2,359.53	7.316	0.10%	117.07	0.00
School Taxes Total	4,413.96	13.686	0.19%		0.00
MUNICIPALITY/TOWNSHIP TAXES					
TIF-Richton Park Lakewood 5	2,424,466.84	0.000	80.78%		0.00
Village of Richton Park	653.42	2.026	0.03%	228.34	0.00
Road & Bridge Rich	31.28	0.097	0.00%		0.00
General Assistance Rich	14.84	0.046	0.00%		0.00
Town of Rich	84.52	0.262	0.00%	9.55	0.00
Municipality/Township Taxes Total	2,425,250.88	2.431	80.79%		0.00
COOK COUNTY TAXES					
Cook County Forest Preserve District	20.00	0.062	0.00%	0.63	0.00
Consolidated Elections	10.00	0.031	0.00%		0.00
County of Cook	105.47	0.327	0.00%	35.48	0.00
Cook County Public Safety	35.15	0.109	0.00%		0.00
Cook County Health Facilities	19.25	0.060	0.00%		0.00
Cook County Taxes Total	189.87	0.589	0.00%		0.00
(Do not pay these totals)	2,430,299.56	16.685	108.80%		0.00

**Visit cookcountyclerk.com for information about TIFs and for TIF revenue distributions.

TAX CALCULATOR

2016 Assessed Value	0
2017 Assessed Value	4,535,797
2017 State Equalizer	X 2.9627
2017 Equalized Assessed Value (EAV)	13,438,266
2017 Local Tax Rate	0.18.085%
2017 Total Tax Before Exemptions	2,430,299.56
2017 Total Tax Before Exemptions	2,430,299.56
Homeowner's Exemption	.00
Senior Citizen Exemption	.00
Senior Freeze Exemption	.00
2017 Total Tax After Exemptions	2,430,299.56
First Installment	0.00
Second Installment +	2,430,299.56
Total 2017 Tax (Payable in 2018)	2,430,299.56

IMPORTANT MESSAGES

New Parcel

PROPERTY LOCATION

22401 CENTRAL AVE
RICHTON PARK IL 60471 2062

MAILING ADDRESS

WAL MART REAL ESTATE
MS 0555 P. O. BOX 8050
BENTONVILLE AR 72716-8001

*** Please see 2017 Second Installment Payment Coupon next page ***

Property Taxes	2023 Payable 2024	Without Abatements 2024 Payable 2025	With Abatements 2024 Payable 2025	Difference (With vs. Without Abatements)
Average Home Value	$ 367,900	$ 367,900	$ 367,900	$ -
Assessment - 10%	$ 36,790	$ 36,790	$ 36,790	$ -
Equalization Factor	3.0163	3.0163	3.0163	-
Equalized Assessed Value	$ 110,970	$ 110,970	$ 110,970	$ -
Village Tax Rate	0.883%	1.124%	0.828%	-0.296%
Village Taxes	$ 984.00	$ 1,252.73	$ 918.72	$ 334.01
Increase in Taxes		$ 268.73	$ (65.28)	$ 334.01

PROPERTY TAX – LAST TEN YEARS

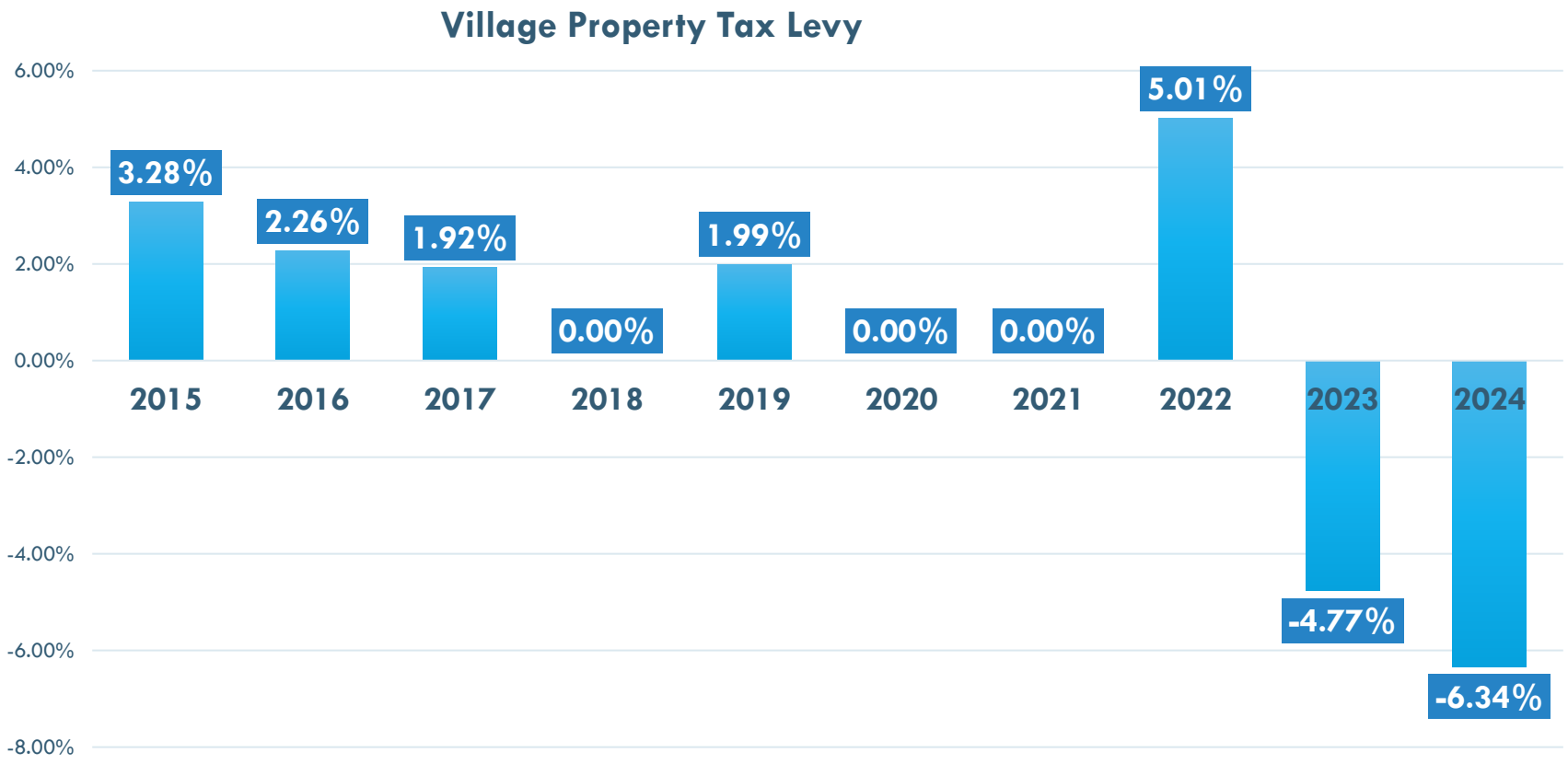

Year	Levy	% Change
2015	$ 18,312,756	3.28%
2016	$ 18,727,305	2.26%
2017	$ 19,087,264	1.92%
2018	$ 19,088,942	0.00%
2019	$ 19,469,004	1.99%
2020	$ 19,469,002	0.00%
2021	$ 19,469,003	0.00%
2022	$ 20,443,677	5.01%
2023	$ 19,469,004	-4.77%
2024	$ 18,235,179	-6.34%

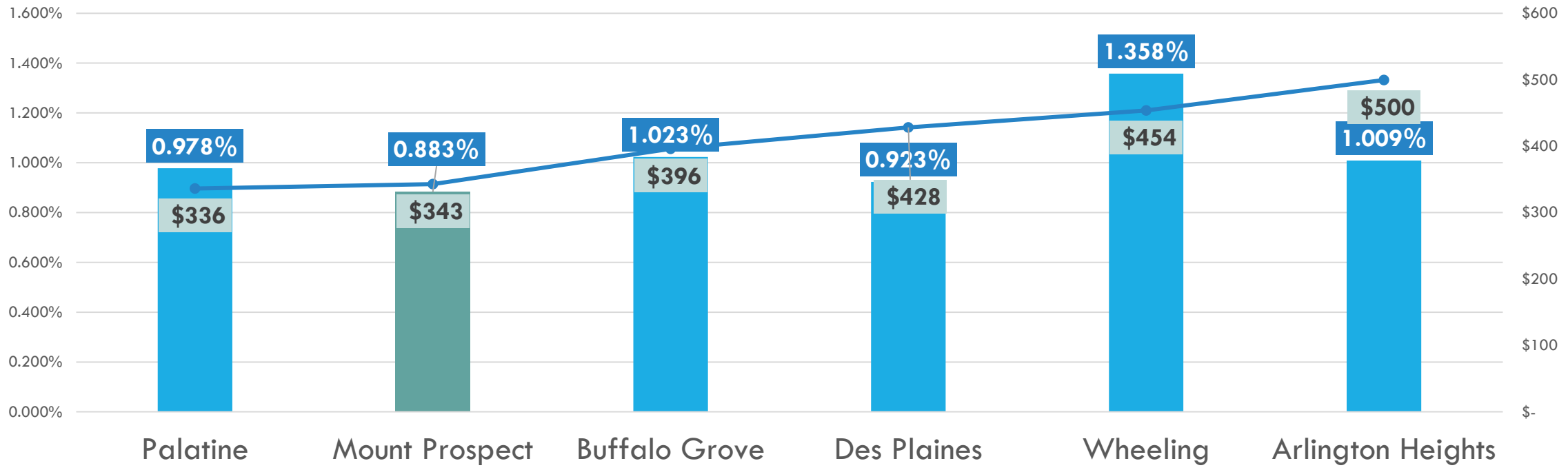

- The Village of Mount Prospect has the lowest tax rate – 0.883%

PROPERTY TAX - BENCHMARKING

STATE SALES TAX - $36.9 MILLION

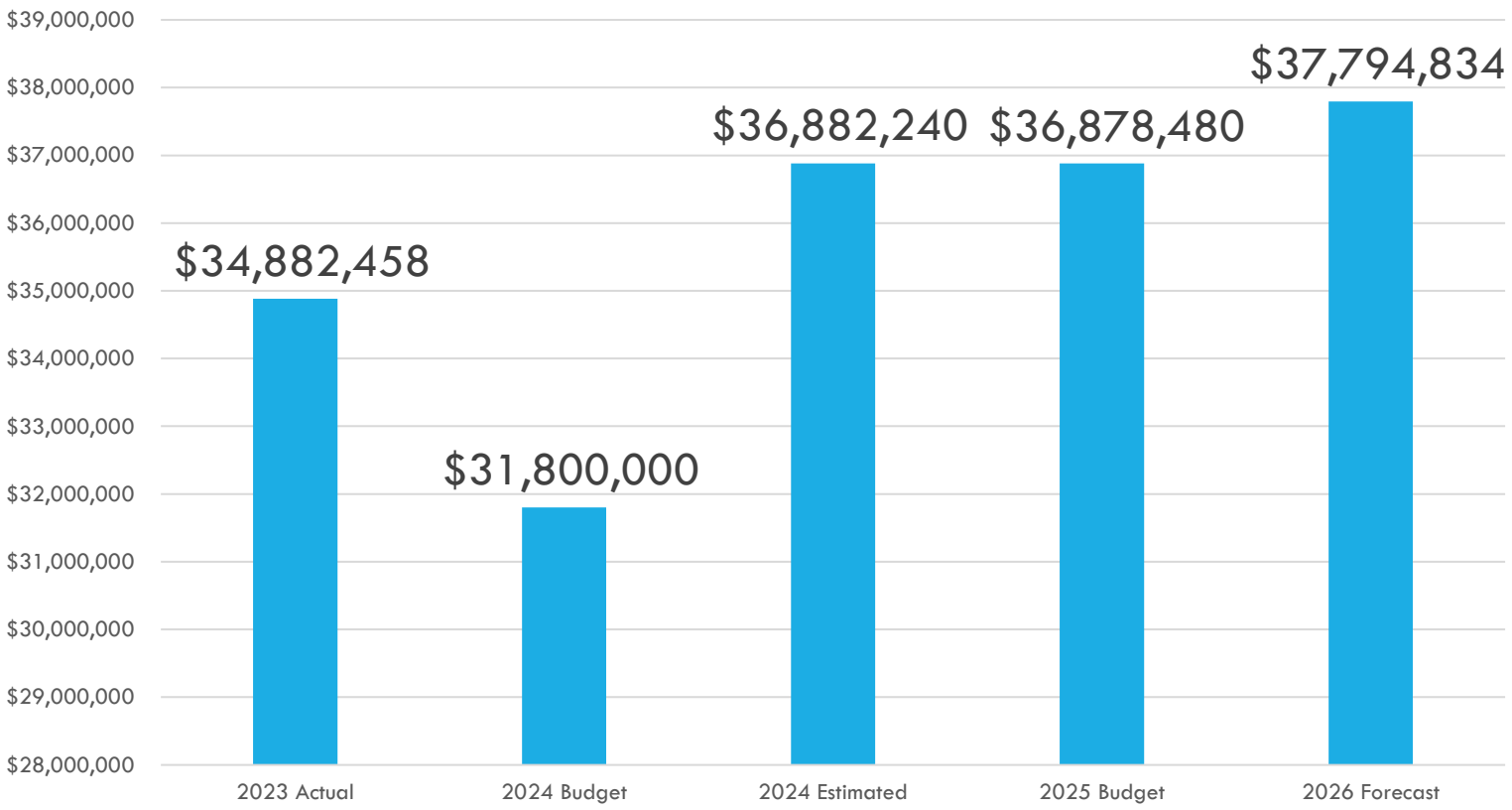

2025 Allocation

- $3.8 Million to Street Construction Fund
- $3.2 Million to Capital Improvement Fund
- $1.0 Million to the Business District Fund
- $878,480 – To Debt Service Fund
- $28.0 Million to the General Fund
- No Allocation to Flood Control for 2025: The fund has $3.5 million in Fund Balance.

HOME RULE SALES TAX - $7.5 MILLION

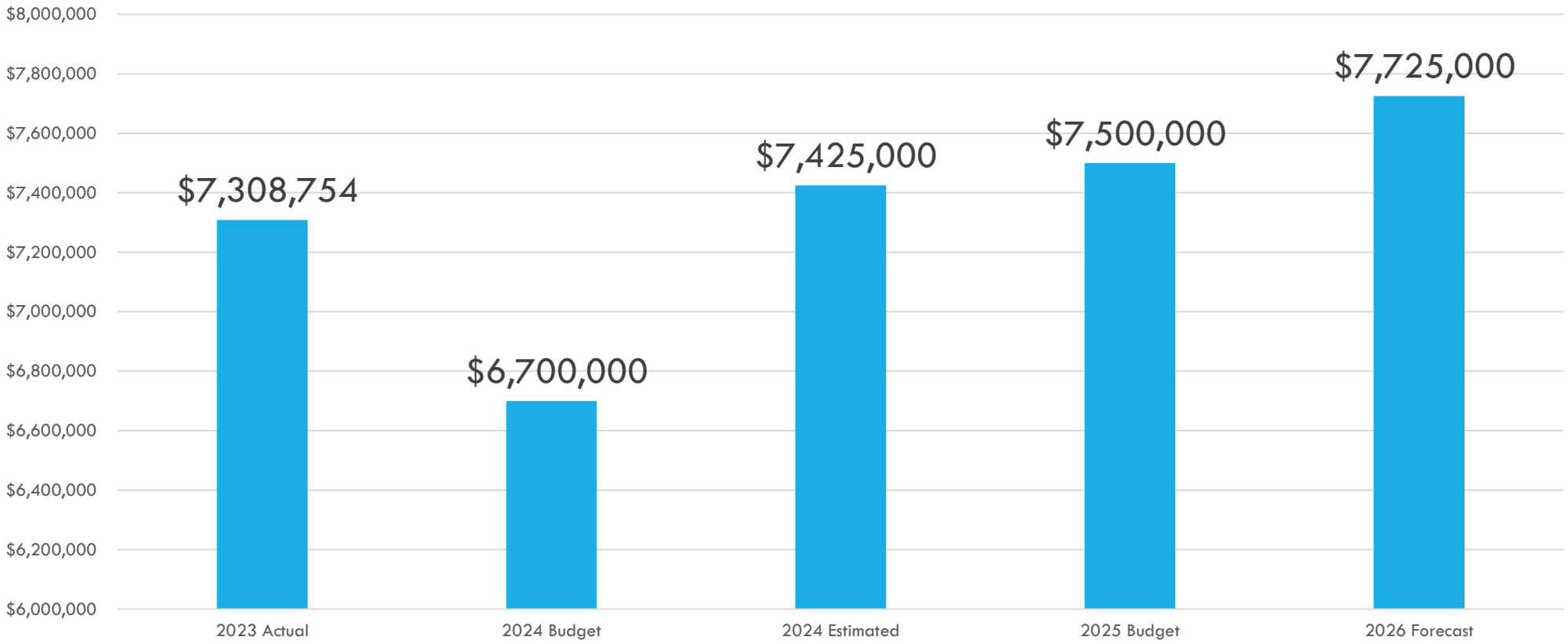

STATE INCOME TAX (LGDF) - $9.5 MILLION

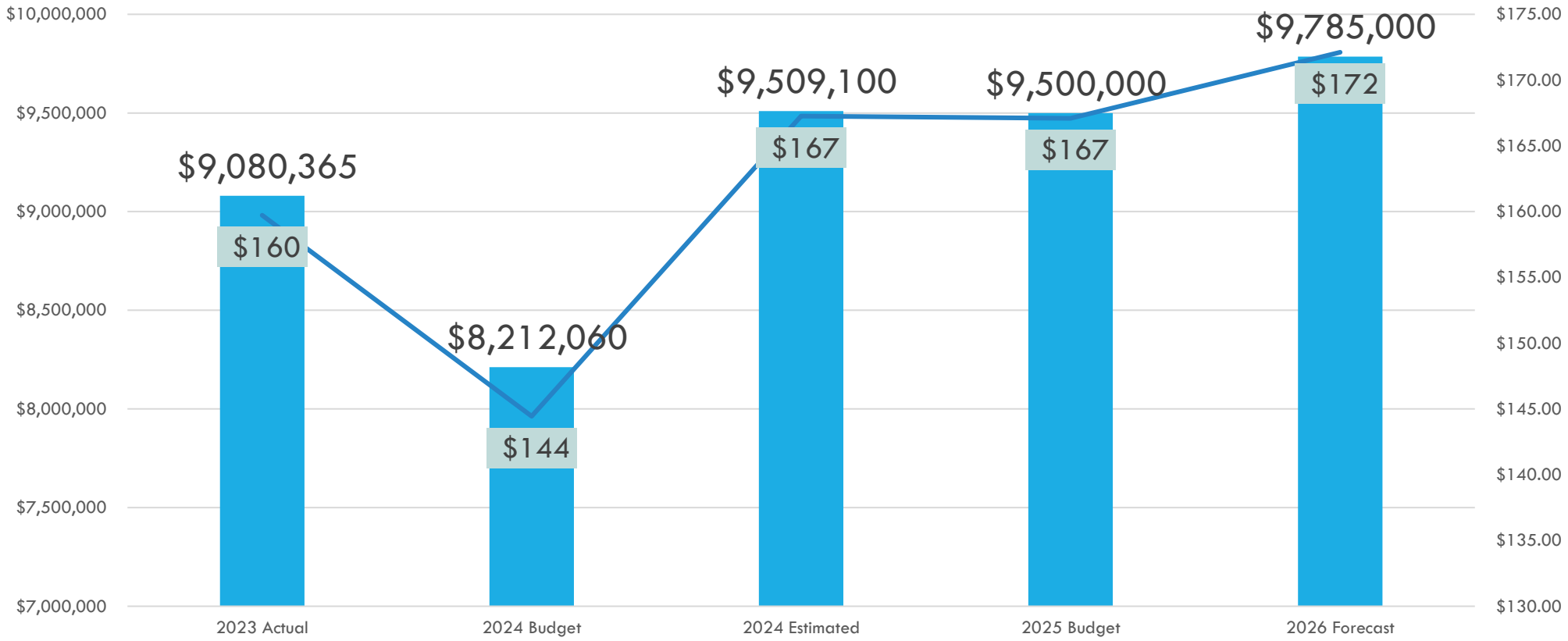

MOTOR FUEL TAX - $2.4 MILLION

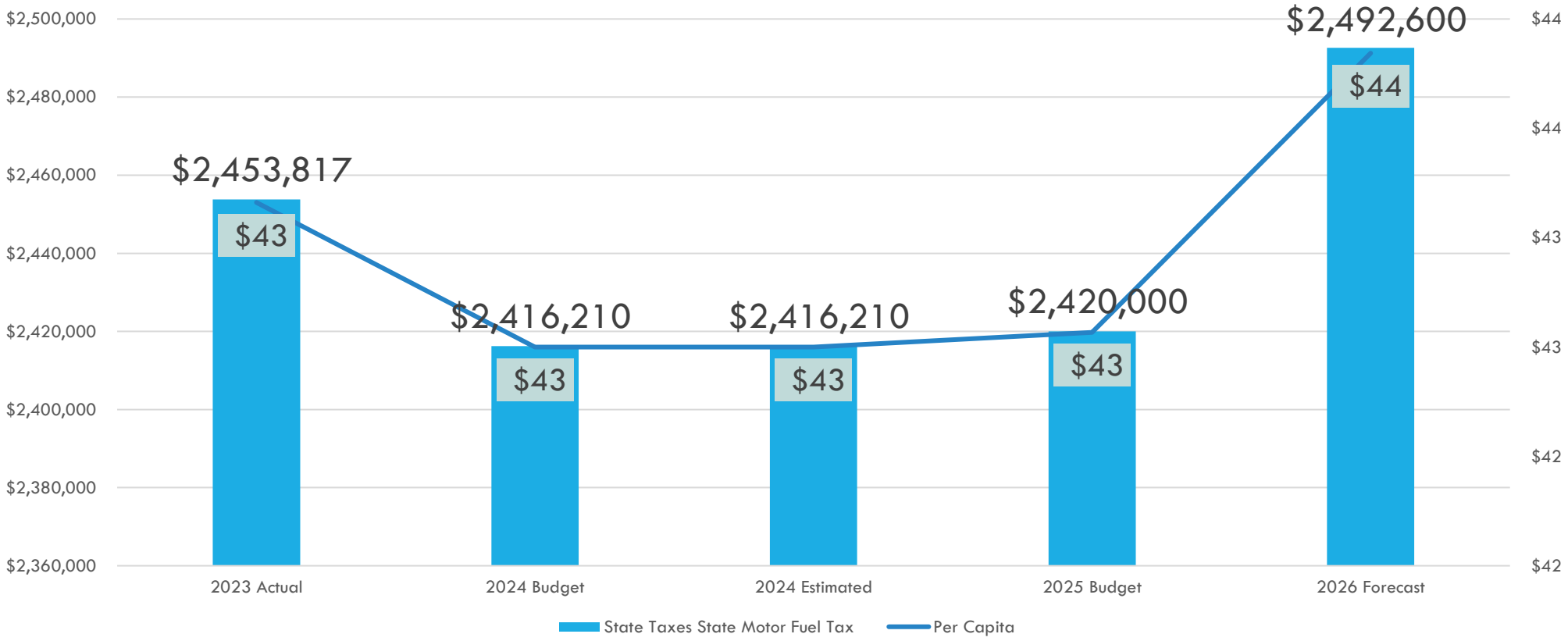

FOOD & BEVERAGE TAX - $1.775 MILLION

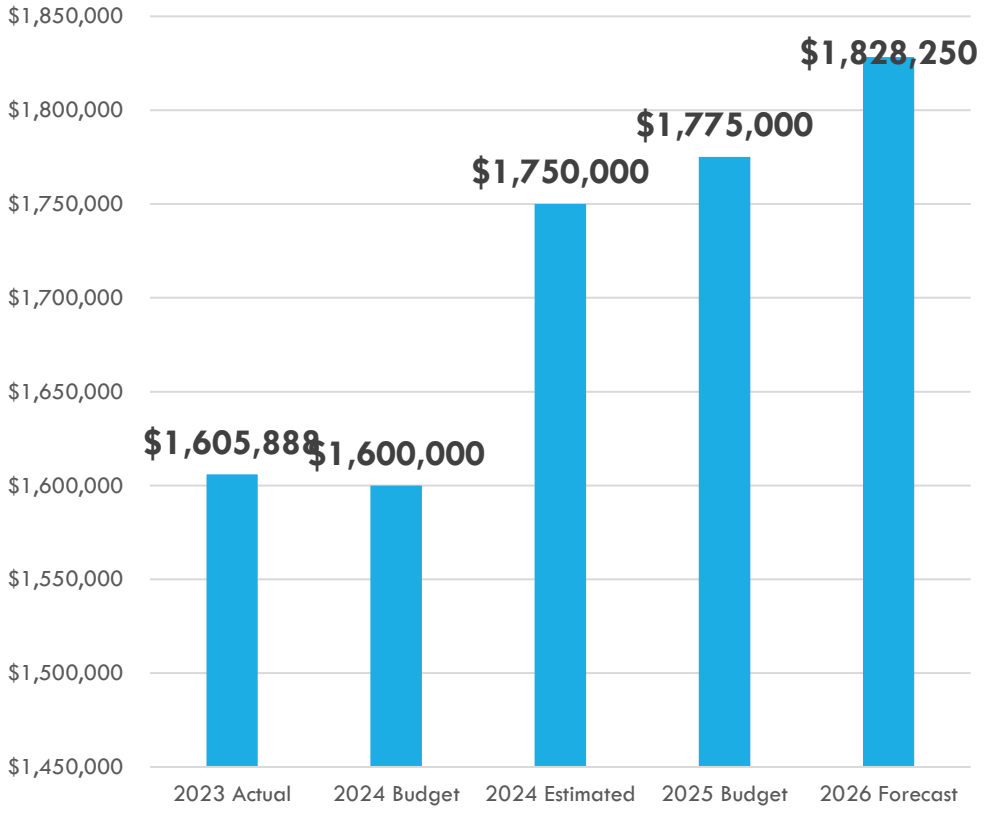

REAL ESTATE TRANSFER TAX- $1.0 MILLION

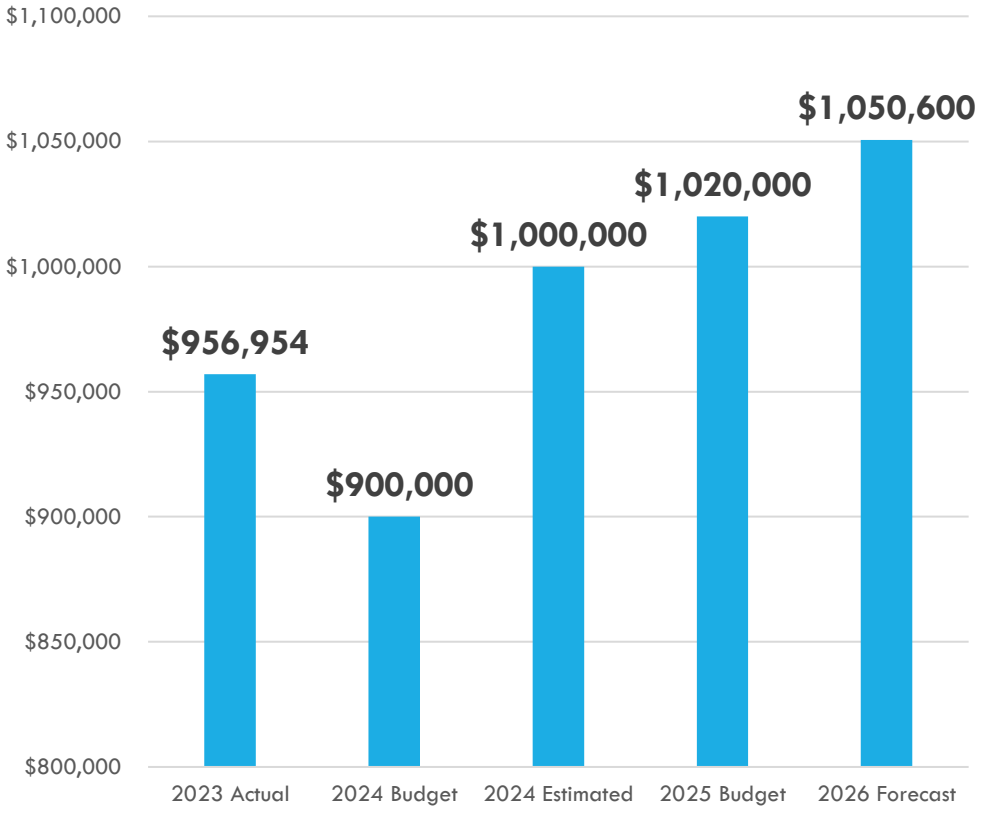

LICENSE, PERMIT FEES $1.9 MILLION

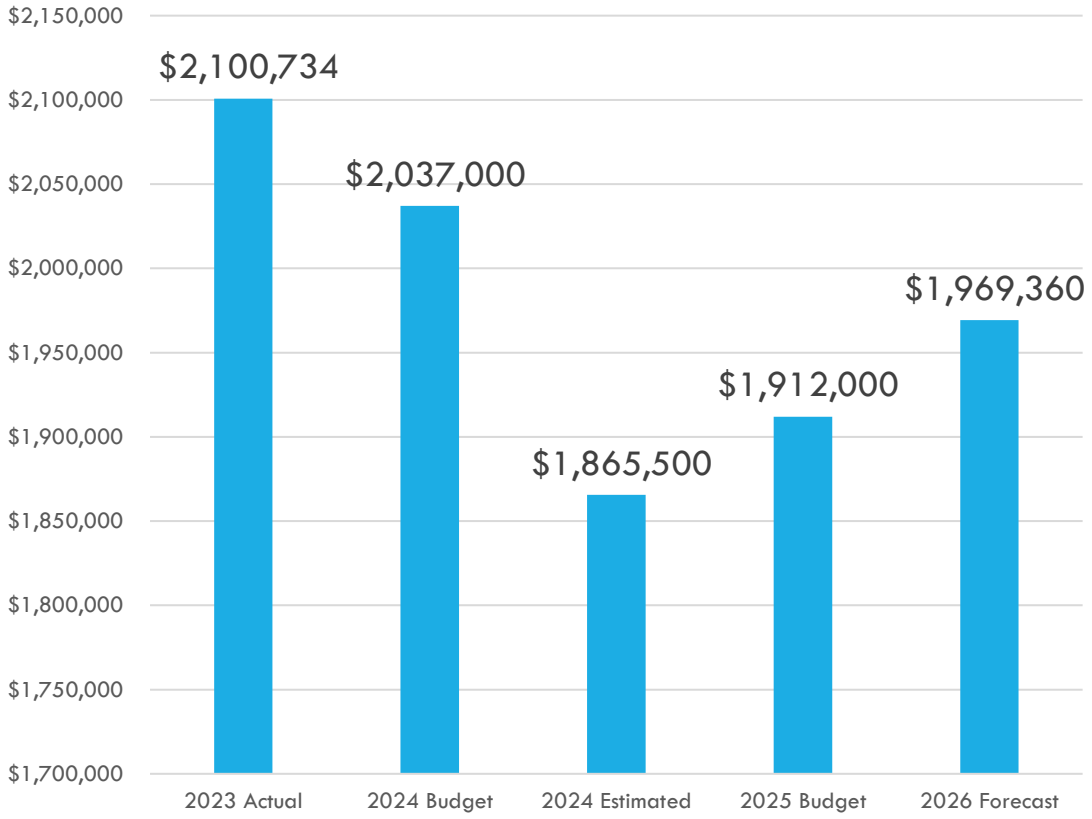

FINES & FORFEITURES - $608,500

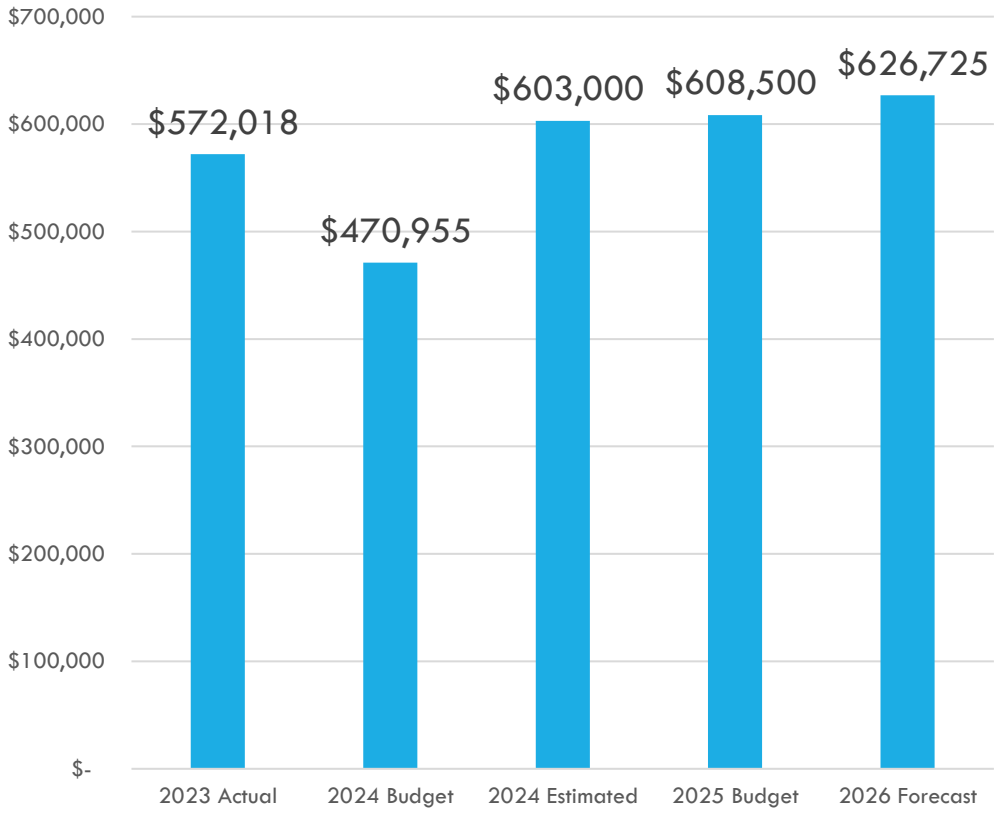

AMBULANCE BILLING FEES

- Last time – ambulance billing fees were raised in 2019.
- The surrounding towns have raised their fees recently.
- Current fees for surrounding towns range from $1,500 to $4,670.
- The fee should reflect the actual cost per call.
- The Village's actual cost per call is $2,923. With the 2025 budget, the estimated cost per call is $3,173.
- The 2025 budget proposed to raise ambulance billing fees from $1,500 to $3,000.
- This increase will not burden the Village residents. The Village does not bill its residents for unreimbursed portion (after insurance payment).

AMBULANCE BILLING FEES - $4.1 MILLION

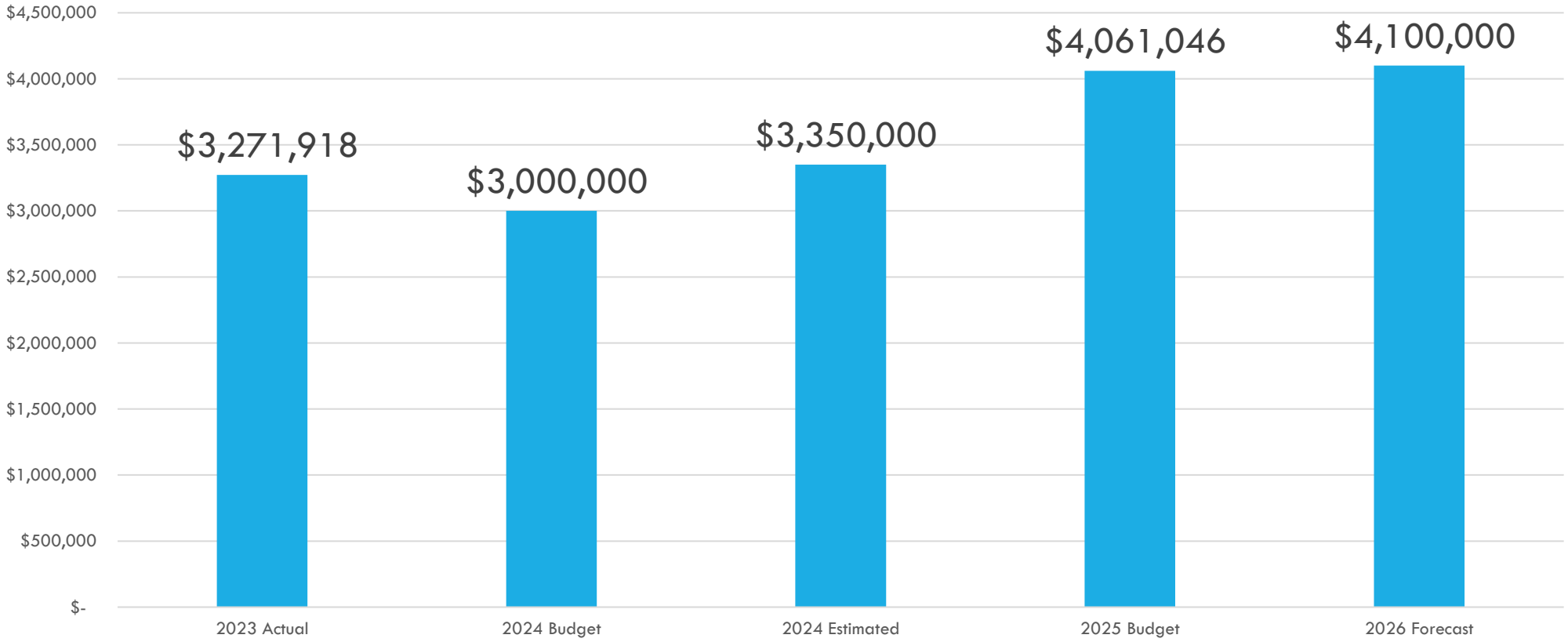

INVESTMENT INCOME - $3.9 MILLION

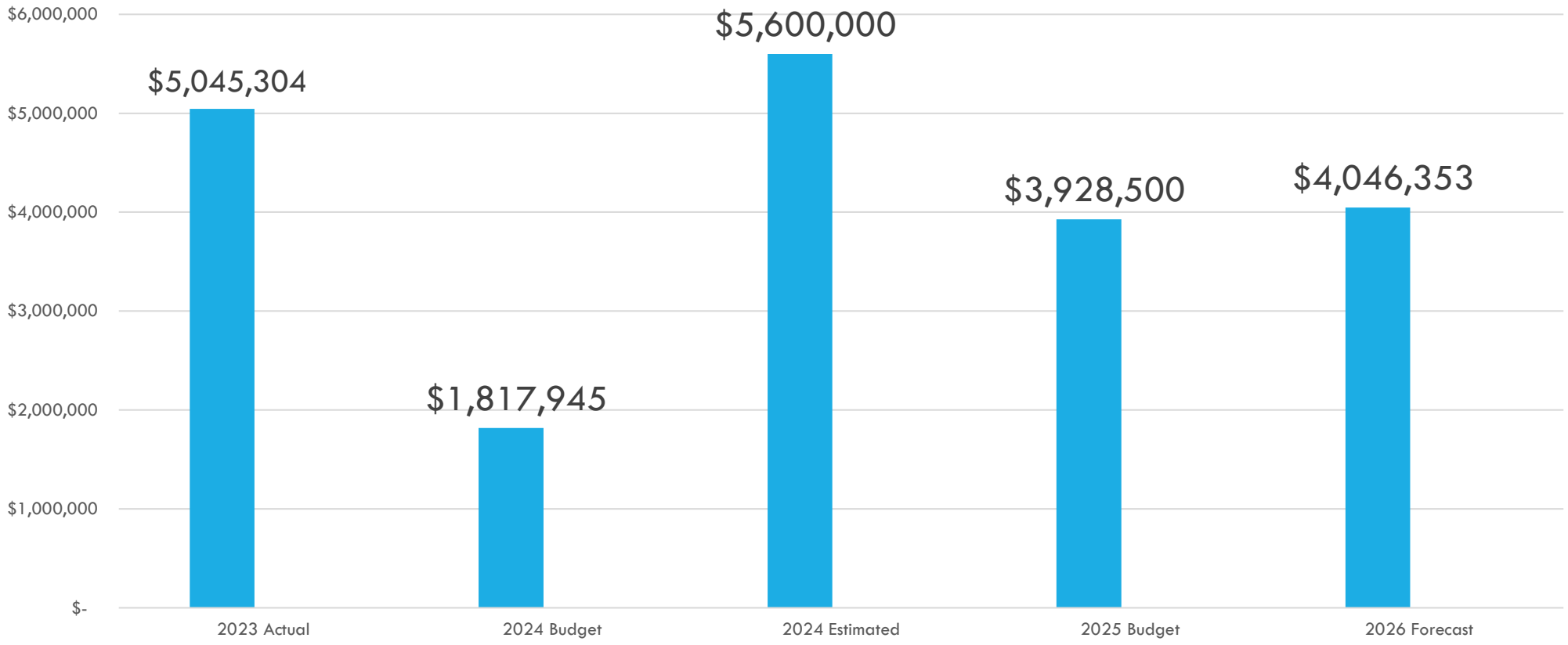

WATER & SEWER CHARGES – 6.75% INCREASE

	2024	2025	Increase	% Increase
Water				
Base Fee - Fixed (Monthly)	$ 8.48	$ 9.07	$ 0.59	6.96%
Volumetric Fee (per 1,000 gallons)	$ 14.48	$ 15.49	$ 1.01	6.98%
Sewer				
Base Fee - Fixed (Monthly)	$ 5.71	$ 6.04	$ 0.33	5.78%
Volumetric Fee (per 1,000 gallons)	$ 3.19	$ 3.38	$ 0.19	5.96%
Combined				
Base Fee - Fixed	$ 14.19	$ 15.11	$ 0.92	6.48%
Volumetric Fee (per 1,000 gallons)	$ 17.67	$ 18.87	$ 1.20	6.79%
Monthly Bill - 5,000 gallons	**$ 102.54**	**$ 109.46**	**$ 6.92**	**6.75%**
Annual Water/Sewer Bill Increase	**$ 1,230.48**	**$ 1,313.52**	**$ 83.04**	**6.75%**
Total Annual Increase	**$ 1,230.48**	**$ 1,313.52**	**$ 83.04**	**6.75%**

Per the approved rate study, the water and sewer charges will increase by 6.75%.

Refuse rates will increase by 3.5% - Annual charges will increase from $281.4 to $291.3

EXPENDITURES - $165.4 MILLION

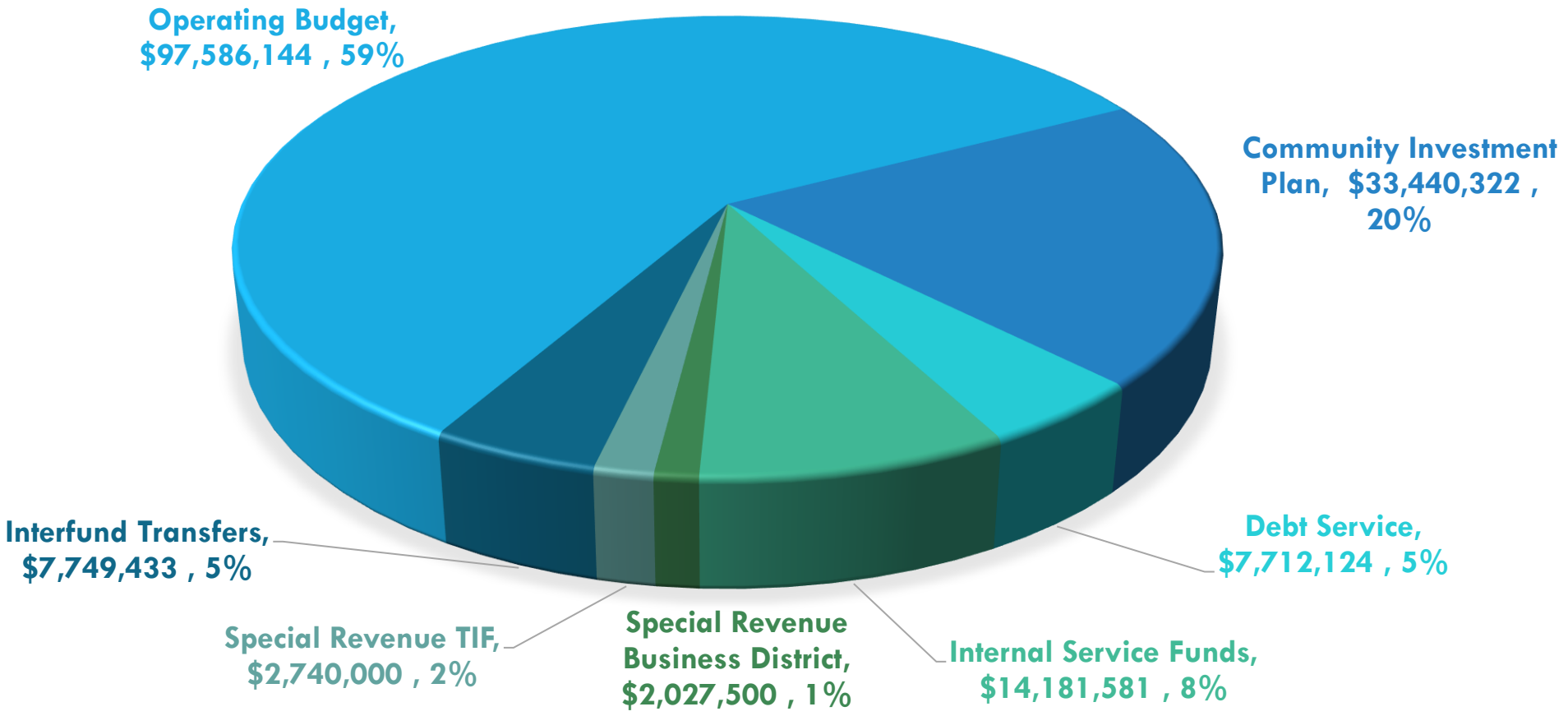

2025 BUDGET - $165.4 MILLION

Expense Categories	2025 Budget	2024 Budget	Increase / (Decrease)	% Change
Operating Budget	97,586,144	91,975,157	5,610,987	6.1%
Community Investment Plan	33,440,322	50,636,555	(17,196,233)	-34.0%
Debt Service	7,712,124	7,645,734	66,390	0.9%
Internal Service Funds	14,181,581	13,392,126	789,455	5.9%
Special Revenue Business District	2,027,500	1,750,000	277,500	15.9%
Special Revenue TIF	2,740,000	1,497,600	1,242,400	83.0%
Interfund Transfers	7,749,433	21,279,000	(13,529,567)	-63.6%
Total Revenues	**165,437,104**	**188,176,171**	**(22,739,067)**	**-12.1%**

OPERATING BUDGET - $97.6 MILLION

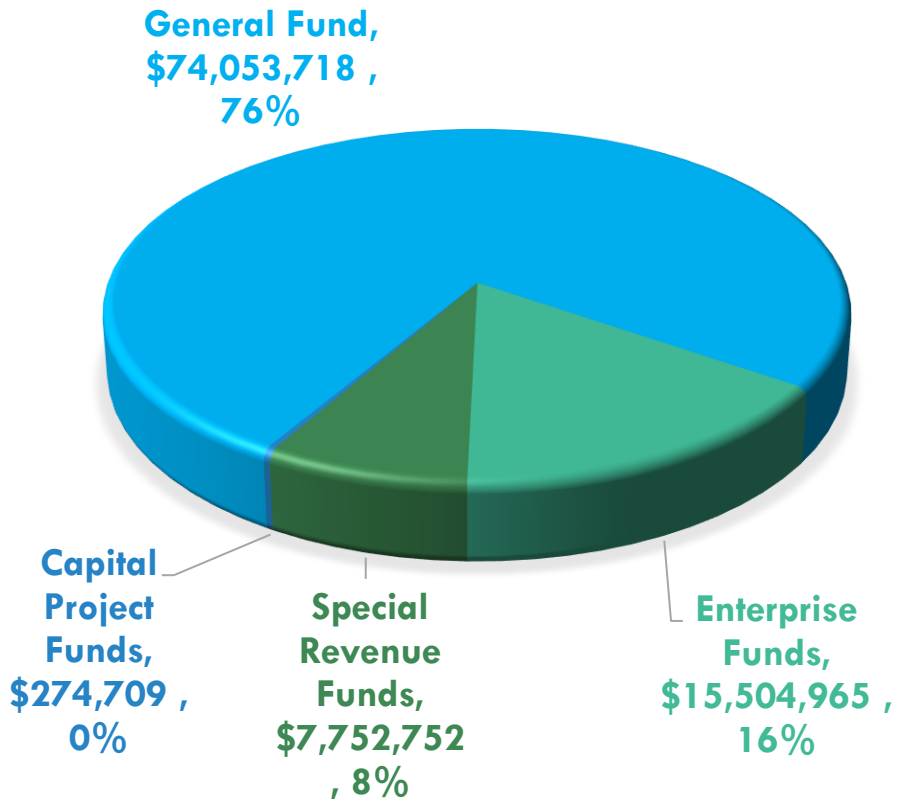

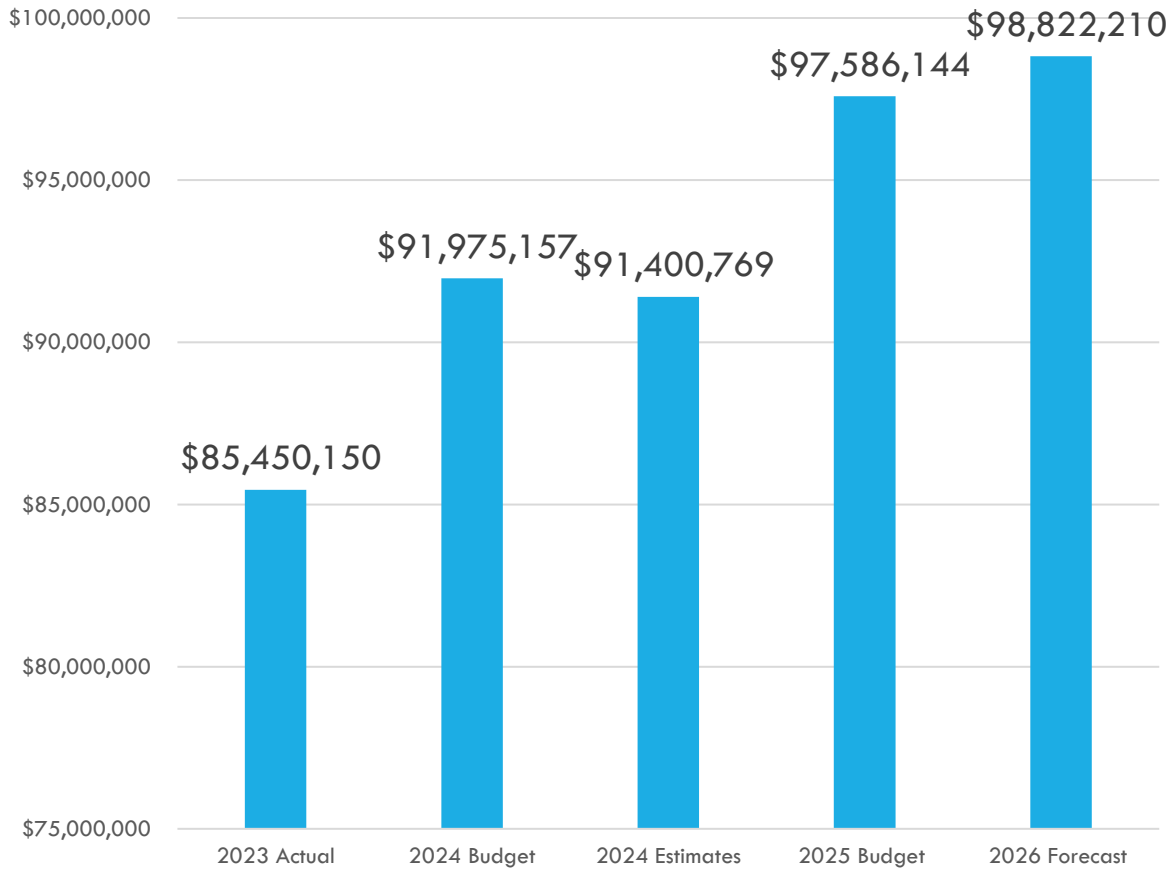

PERSONNEL EXPENDITURES - $63.0 MILLION

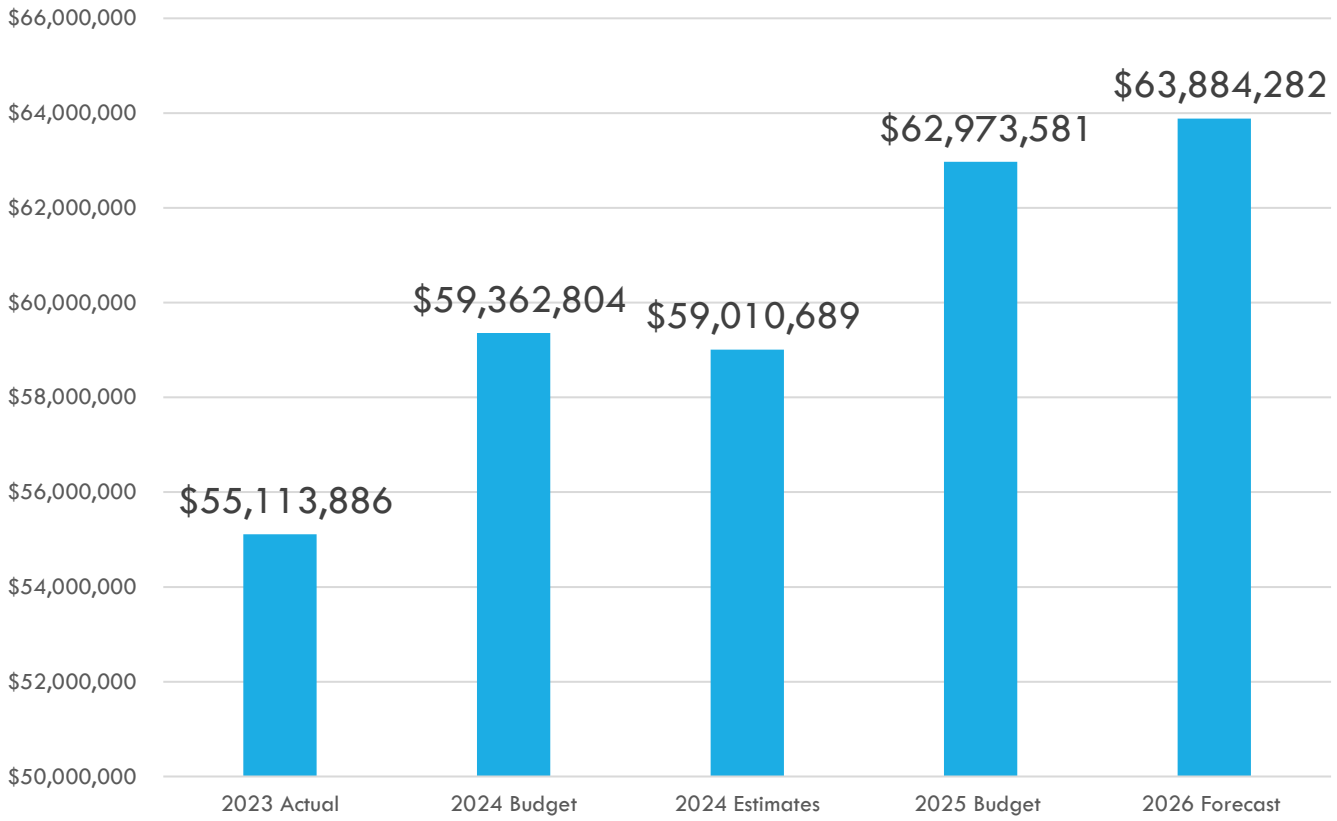

- Includes three new firefighters /paramedics for St. 11.
- Accounts for all collective bargaining units' agreed wage and step increases.
- Non-union employee wage increases up to 4.0 percent.
- $803,926 – added public safety pension costs.
- 2025 Budget Includes:
  - $40.8 Million in Salaries and Wages
  - $21.5 Million in Employee Benefits
  - $715,354 in Other Employee Costs.

PUBLIC SAFETY PENSION - $11.3 MILLION

	Police			Fire			Combined		
	90% by 2040 State Required Minimum	100% by 2040 Actual Village		90% by 2040 State Required Minimum	100% by 2040 Actual Village		90% by 2040 State Required Minimum	100% by 2040 Actual Village	
Year	Amount	Contribution	Difference	Amount	Contribution	Difference	Amount	Contribution	Difference
2020	3,250,626	3,985,302	734,676	2,890,144	3,649,130	758,986	6,140,770	7,634,432	1,493,662
2021	3,048,195	3,820,016	771,821	2,824,714	3,667,817	843,103	5,872,909	7,487,833	1,614,924
2022	3,826,986	4,760,936	933,950	3,451,498	4,427,561	976,063	7,278,484	9,188,497	1,910,013
2023	4,587,806	5,629,067	1,041,261	3,845,390	4,827,193	981,803	8,433,196	10,456,260	2,023,064
2024	4,973,189	6,126,944	1,153,755	4,014,209	5,133,242	1,119,033	8,987,398	11,260,186	2,272,788
	$ 19,686,802	**$ 24,322,265**	**$ 4,635,463**	**$ 17,025,955**	**$ 21,704,943**	**$ 4,678,988**	**$ 36,712,757**	**$ 46,027,208**	**$ 9,314,451**

- The 2025 Budget continues to fund $11.3 million in pension costs, an actuarial amount determined to achieve 100% funding by 2040.

CONTRACTUAL SERVICES - $31.8 MILLION

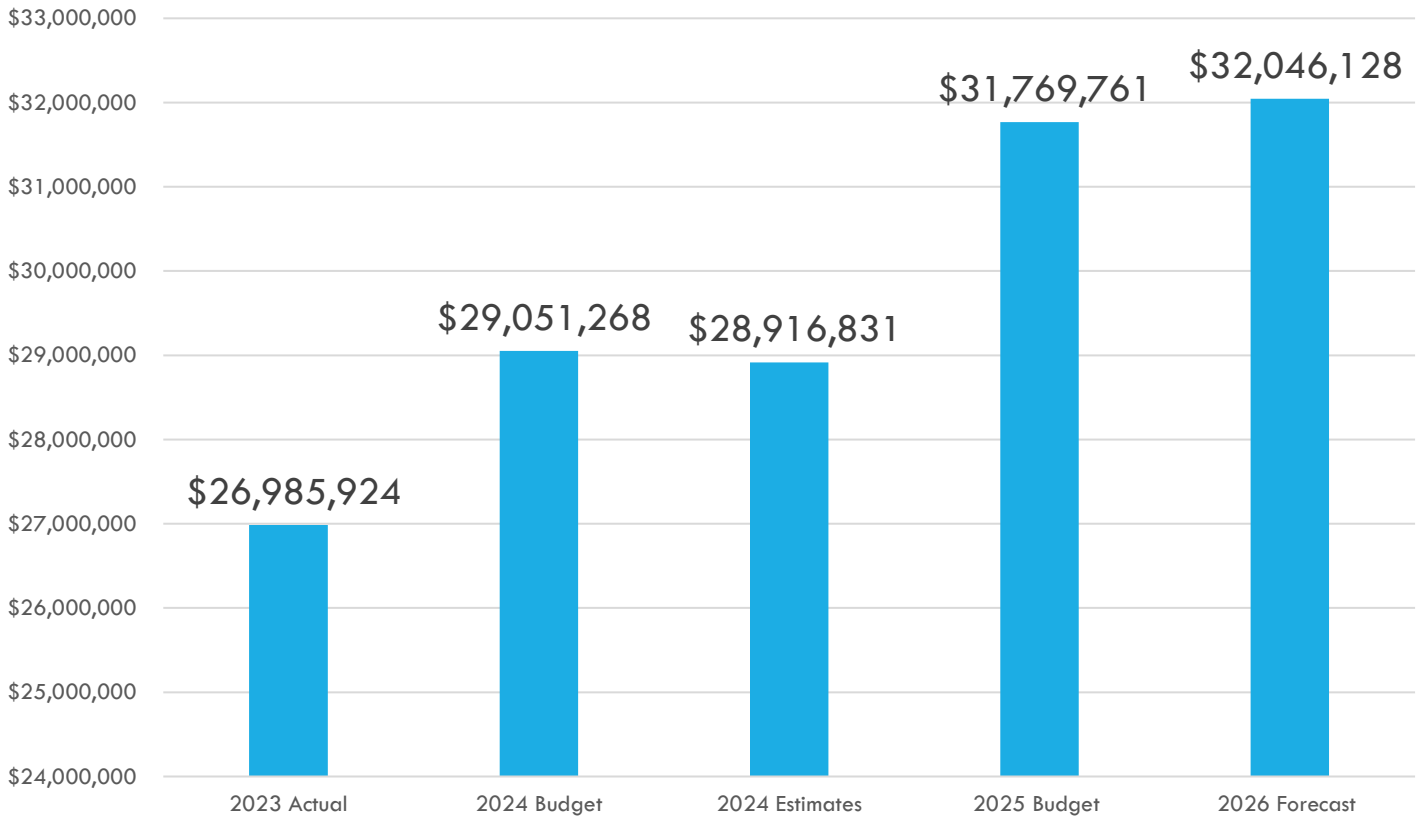

- Contractual Services includes new charges associated with two new programs.

a) Building Improvement Fund - $1,590,175

b) Technology Replacement - $783,943

- Except for the above charges from two new programs, the contractual services reflect a 1.2% increase from the 2024 budget.

WHY TWO NEW PROGRAMS?

- There are specific known large capital projects in the Village's 5-year CIP. For example – Roof Replacement for the Police Station - $3.6 million
- These projects are large enough to consume the entire CIP amount for the year for the Capital Project Fund. If these projects are funded through regular annual allocation, it will create an unnecessary burden and prevent the funding of more recurring and smaller CIP items in that year.
- Similarly, certain technological purchases occur every six to seven years. For example, Cardiac Monitors cost $674,000. Items like the above are mission-critical, and the Village often has no choice but to execute these projects or buy these items. Not having a charge for these items in the operating budget lowers the cost per call, and the Village also loses GEMT revenues.
- With current revenues, we have room and flexibility to accommodate these items without burdening the Village residents (no additional taxes or fees).

BUILDING IMPROVEMENT CHARGES - $1,590,175

Project	Department	Year of Replacement	FY 2026	FY 2027	FY 2028	FY 2029	Total	Years Remaining to Fund	Annual Lease
Fire Station 11 Roof Replacement	Fire	2029	-	-	-	525,000	525,000	5	105,000
Fire Station 12 Roof Replacement	Fire	2028	-	-	425,000	-	425,000	4	106,250
Fire Station 13 Apparatus Floor Refinishing	Fire	2029	-	-	-	150,000	150,000	5	30,000
Police Station Roof Replacement	Police	2028	-	-	3,595,700	-	3,595,700	4	898,925
Parking Lot Improvements - Public Works Back Lot	Public Works	2026	300,000	-	-	-	300,000	2	150,000
Parking Lot Improvements - Public Works Front Lot	Public Works	2028	-	-	100,000	-	100,000	4	25,000
Underground Fuel Storage Tank Replacement	Public Works	2028	-	100,000	1,000,000	-	1,100,000	4	275,000
Grant Total			**$300,000**	**$100,000**	**$5,120,700**	**$675,000**	**$6,195,700**		**$ 1,590,175**
	Fire		-	-	425,000	675,000	1,100,000		241,250
	Police		-	-	3,595,700	-	3,595,700		898,925
	Public Works		300,000	100,000	1,100,000	-	1,500,000		450,000
Grant Total			**$300,000**	**$100,000**	**$5,120,700**	**$675,000**	**$6,195,700**		**$ 1,590,175**

TECHNOLOGY REPLACEMENT CHARGES - $783,943

Project	Department	Year of Replacement	FY 2025	FY 2026	FY 2027	FY 2028	FY 2029	Total	Years Remaining to Fund	Annual Lease
Cardiac Monitors	Fire	2032	674,208	-	-	-	-	674,208	8	84,276
Power Cots and Power Load Stretchers	Fire	2026	142,500	142,500	-	-	-	285,000	2	142,500
SCBA Battery Replacement	Fire	2029	-	40,000	-	-	-	40,000	5	8,000
SCBA Packs and Air Bottles	Fire	2029	-	-	-	-	600,000	600,000	5	120,000
Thermal Imaging Cameras	Fire	2029	-	-	-	-	60,000	60,000	5	12,000
Vehicle Radio Replacement	Fire	2028	130,000	-	-	-	-	130,000	4	32,500
Mobile Radio Replacement	Police	2027	-	-	125,000	-	-	125,000	3	41,667
Body Cams and Incar Video System	Police	2029	343,000	343,000	343,000	343,000	343,000	1,715,000	5	343,000
Grant Total			**$1,289,708**	**$525,500**	**$468,000**	**$343,000**	**$1,003,000**	**$3,629,208**		**$783,943**
	Fire		946,708	182,500	-	-	660,000	1,789,208		399,276
	Police		343,000	343,000	468,000	343,000	343,000	1,840,000		384,667
			$1,289,708	**$525,500**	**$468,000**	**$343,000**	**$1,003,000**	**$3,629,208**		**$783,943**

LARGE CONTRACTUAL PAYMENTS

$8,395,620 - Lake Michigan Water Supply (NSMJAWA)

$3,556,476 – Republic Services Refuse Contract

$2,727,148 – Vehicle Maintenance Charges

$2,023,030 – Vehicle Replacement Lease Payments

$1,590,175 – Building Improvement Charges

$1,200,000 – State GEMT Share Payment

$1,126,752 – SWANCC Tipping Fees

$1,074,033 – Cloud-based Software Fees

$783,943 – Technology Replacement Charges

$760,825 – Legal Fees

$440,000 – Northwest Central Dispatch Fees

COMMODITIES & SUPPLIES - $2,364,825

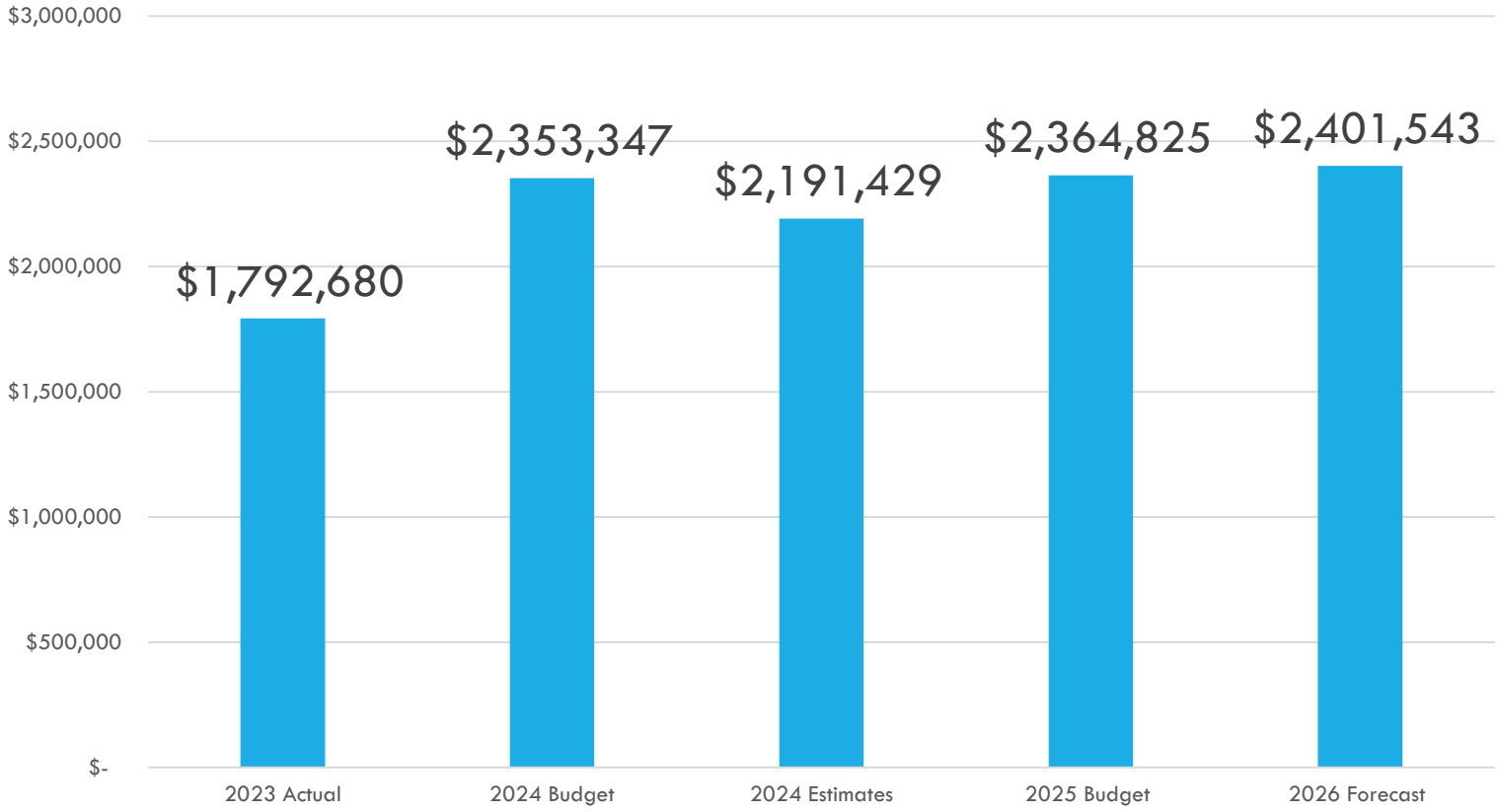

- The 2025 budget reflects a $11,478 or 0.5 percent increase over the 2024 budget.

- Public Works - $1,430,851
- Fire - $394,222
- Police - $288,595
- All other - $251,157

VILLAGE ADMINISTRATION

- Total Full-time headcount – 15 (No Change from 2024)
- Total Part-time headcount – 1 (No Change from 2024)

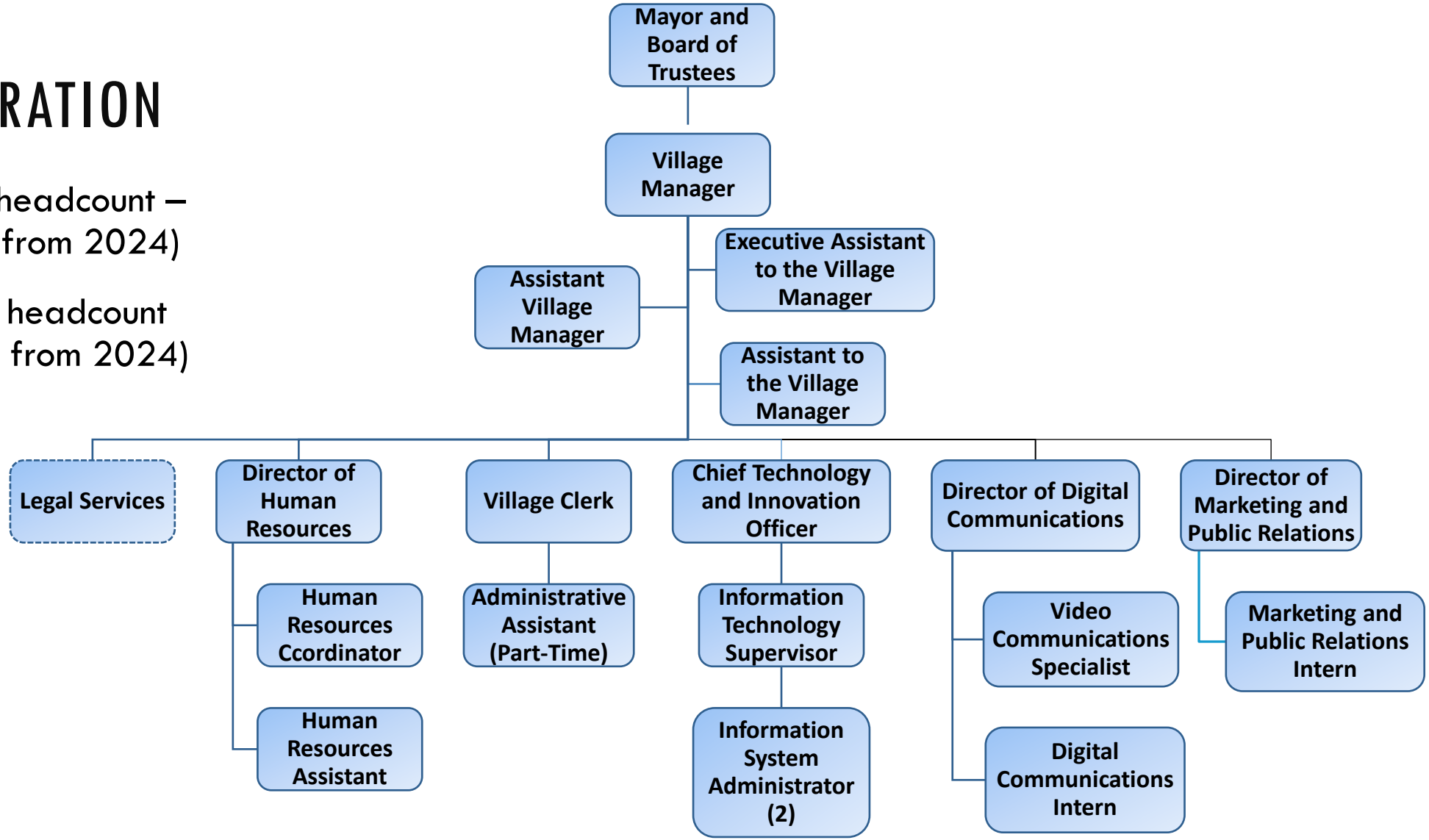

VILLAGE ADMINISTRATION- $5.6 MILLION

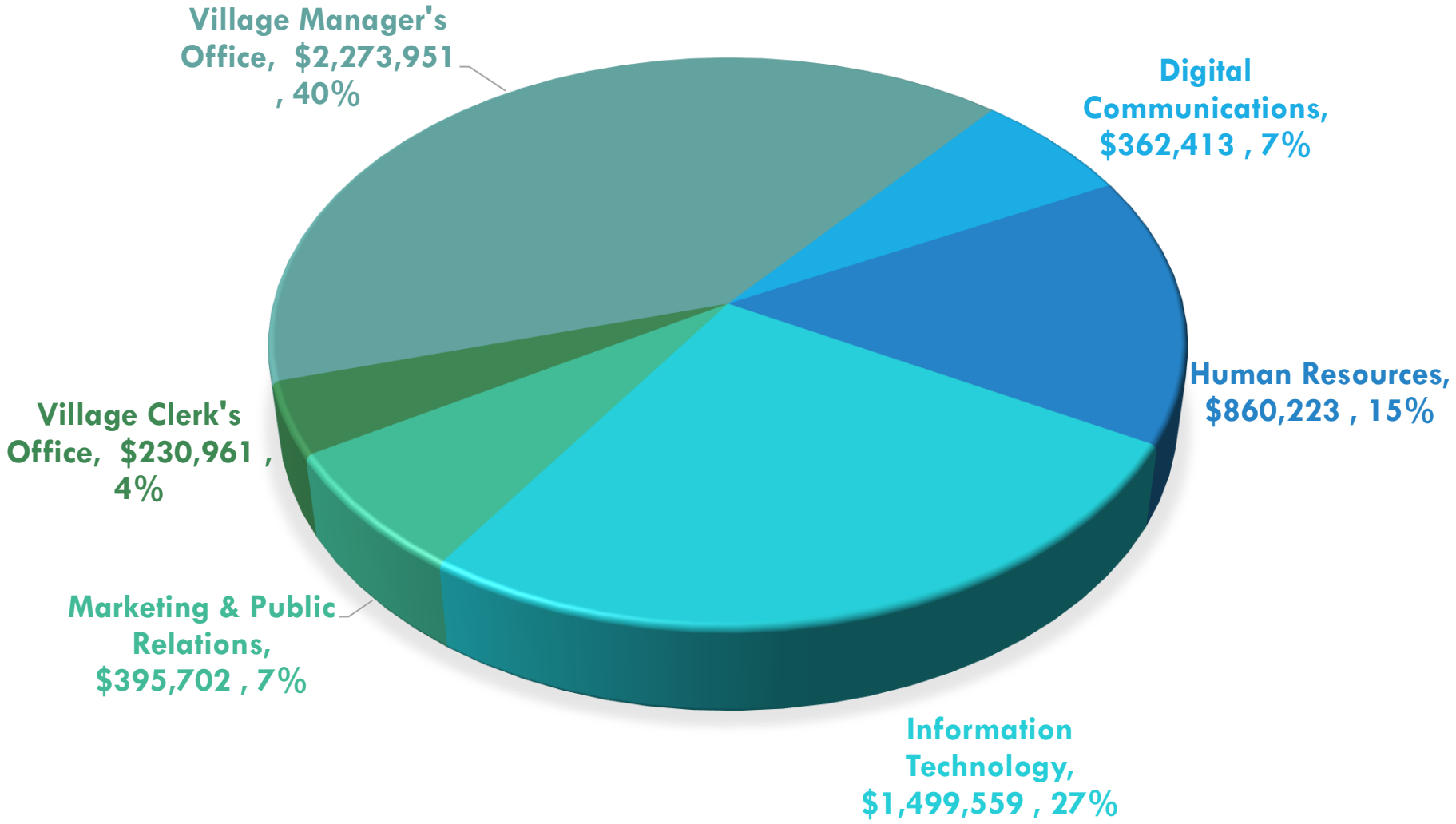

VILLAGE ADMINISTRATION – BUDGET 2025

Village Administration	2023 Actual	2024 Budget	2025 Budget	2025 vs. 2024
Operating Budget	4,609,857	5,347,645	5,622,809	275,164
Personnel	3,002,527	3,166,660	3,259,602	92,942
Commodities & Supplies	30,810	46,075	30,040	(16,035)
Contractual	1,576,521	1,934,910	2,133,167	198,257
Other Expenditures	-	200,000	200,000	-

- Other Expenditures include $200,000 in contingency expenditures.

CONTRACTUAL SERVICES - $2.1 MILLION

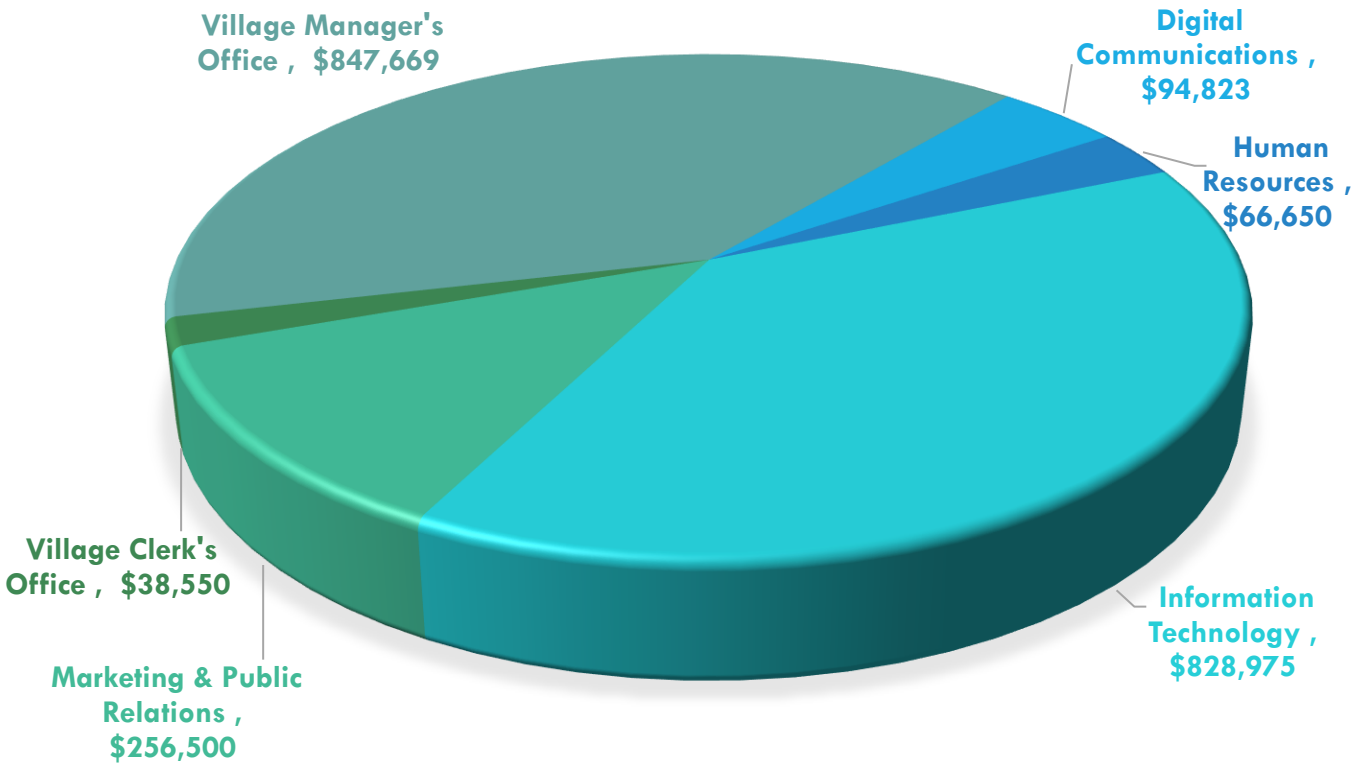

$760,825 in legal fees budget, an increase of $128,325. Special counsel line increasing by $100,000 (for litigation with Prestige)

$1,308,974 in Contractual Services, an increase of $73,483 or 5.9 percent, mainly inflationary items. Contractual Services include:

$452,000 – Cloud-based software fees

$200,925 – Computer Lease Payments

161,000 – IT Technical Services

100,000 – Professional Marketing Services

$115,000 – Other professional services

VILLAGE ADMINISTRATION

In the works & 2025 initiatives

- Fire Union – Collective Bargaining Agreement.
- Prestige litigation
- Village proactive marketing plan implementation
- Elk Grove Rural Fire Protection District – dissolution.
- 111 E Busse Redevelopment Project
- 310 W Northwest Highway Project
- Technological updates for the Village

FINANCE DEPARTMENT

- Total Full-time headcount – 10 (No Change from 2024)
- Total Part-time headcount – 5 (No Change from 2024)

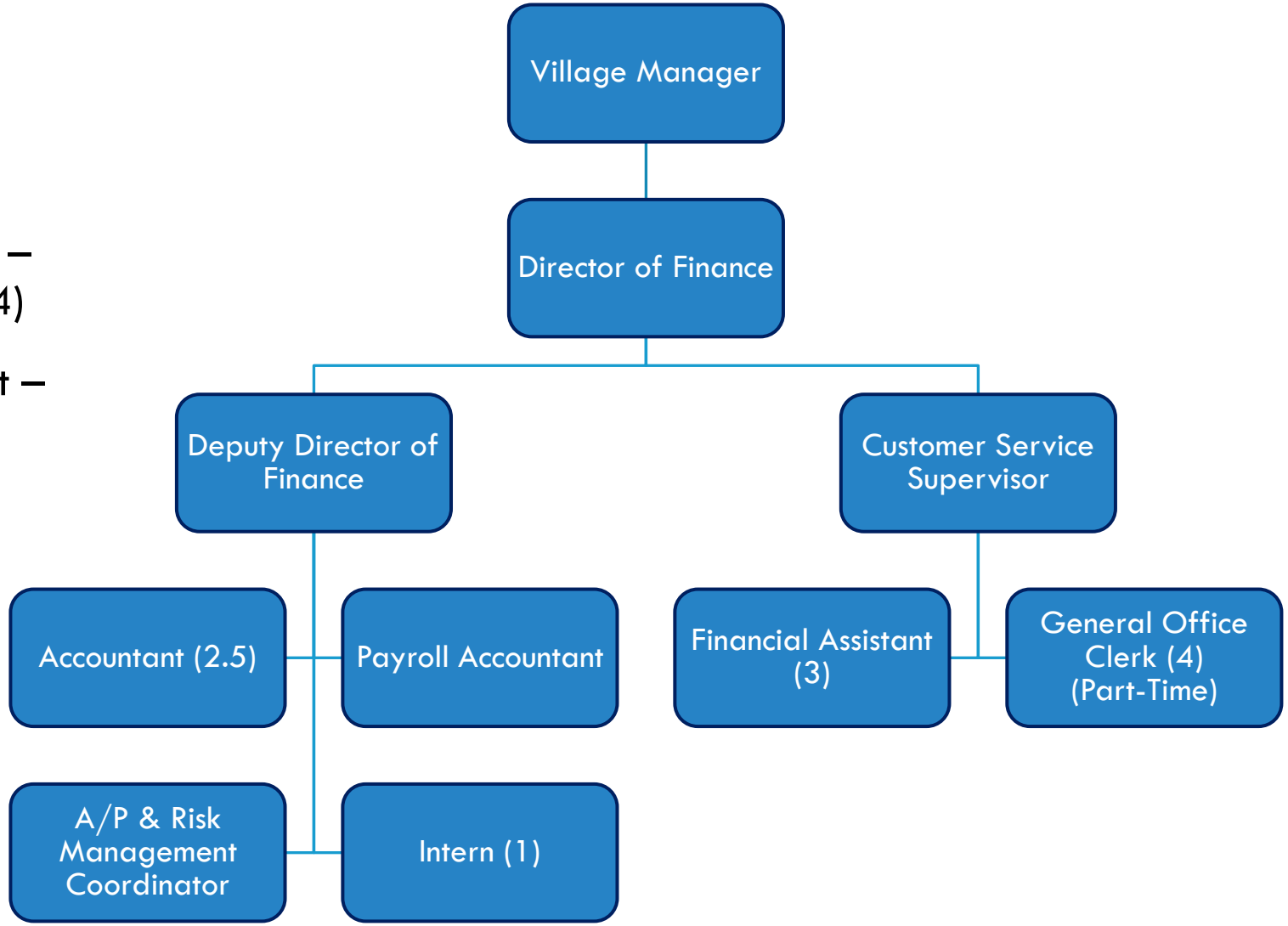

FINANCE DEPARTMENT - $2.4 MILLION

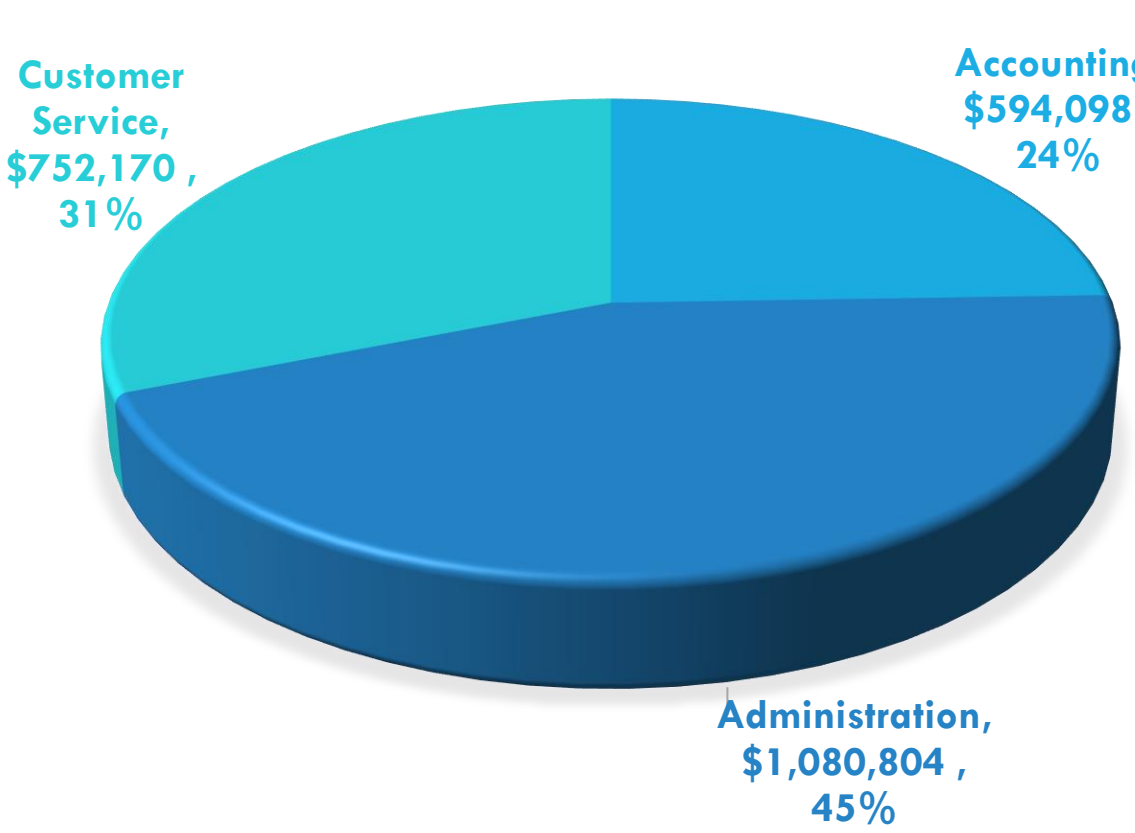

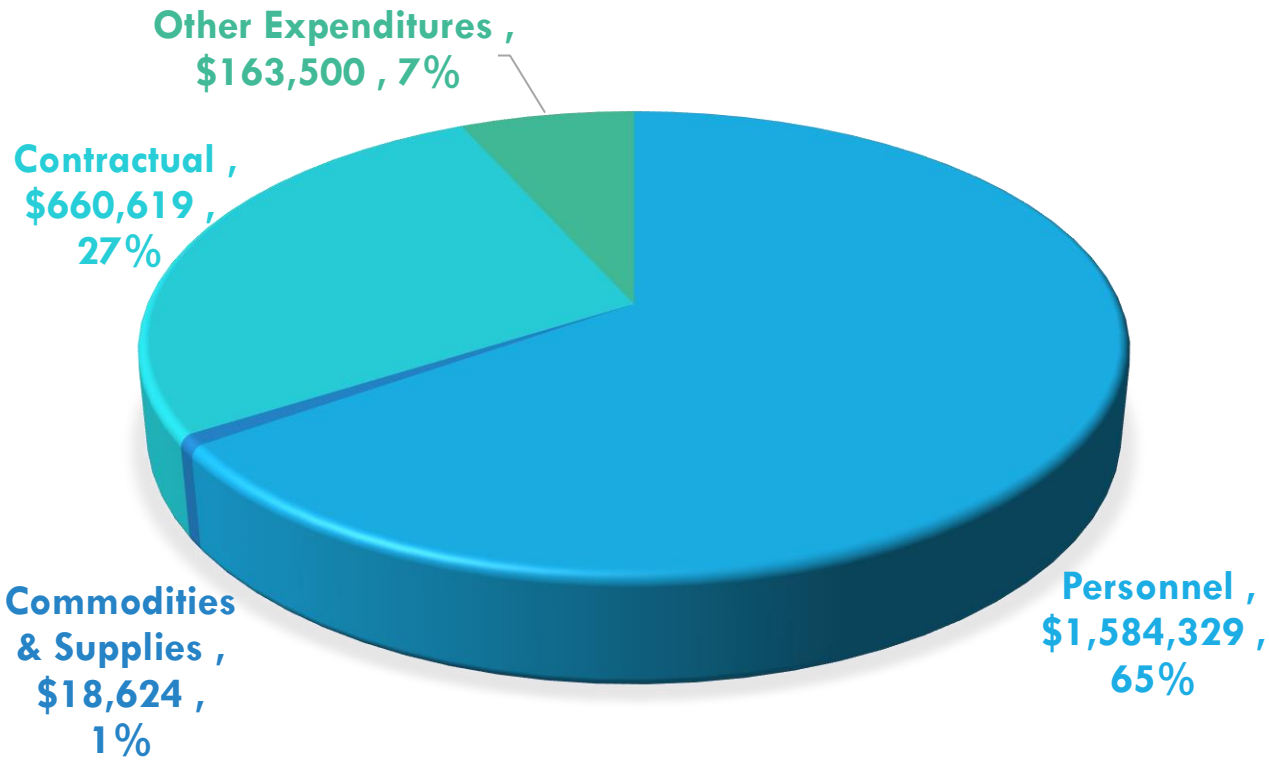

Finance Department	2023 Actual	2024 Budget	2025 Budget	2025 vs .2024
Operating Budget	$ 2,015,911	$ 2,282,994	$ 2,427,072	144,078.00
Personnel	$ 1,391,728	$ 1,539,343	$ 1,584,329	44,986.00
Commodities & Supplies	$ 8,367	$ 18,739	$ 18,624	(115.00)
Contractual	$ 541,799	$ 601,412	$ 660,619	59,207.00
Other Expenditures	$ 74,018	$ 123,500	$ 163,500	40,000.00

FINANCE DEPARTMENT – BUDGET 2025

WHAT'S NEW IN THE BUDGET?

Contractual Services – $615,398

- $306,000 in Banking Fees – an increase of $35,460 due to the increased volume of online transactions

- $11,000 – Cloud-based software fees

- $92,040 – Professional fees

- $87,600 – Postage expenses

- $67,750 – Ambulance billing fees

Other Expenditures - $178,500

$150,000 – Sales Tax Sharing

$13,500 – Property Tax Expenses

FINANCE DEPARTMENT

In the works & 2025 initiatives

- ePayment system implementation
- AAA credit rating strategies
- State legislative agenda and advocacy
- Sales Tax strategy and action plan
- Finance ERP Review
- 100% Compliance
- Routine Items (Audit, Budget, Finance Operation)

COMMUNITY & ECONOMIC DEVELOPMENT BUILDING SERVICES

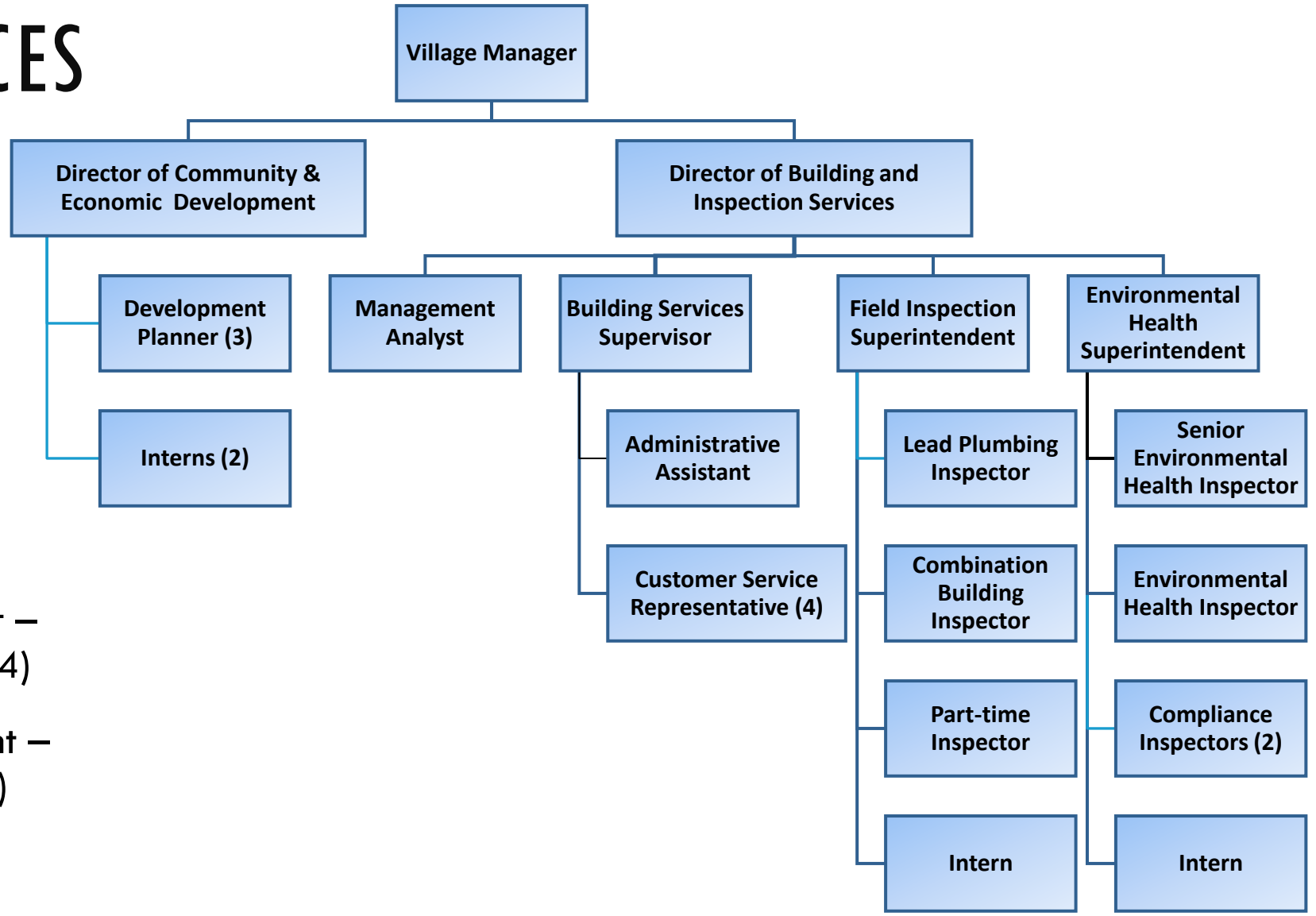

- Total Full-time headcount – 20 (No Change from 2024)
- Total Part-time headcount – 1 (No Change from 2024)

COMMUNITY & ECONOMIC DEVELOPMENT
$3.5 MILLION

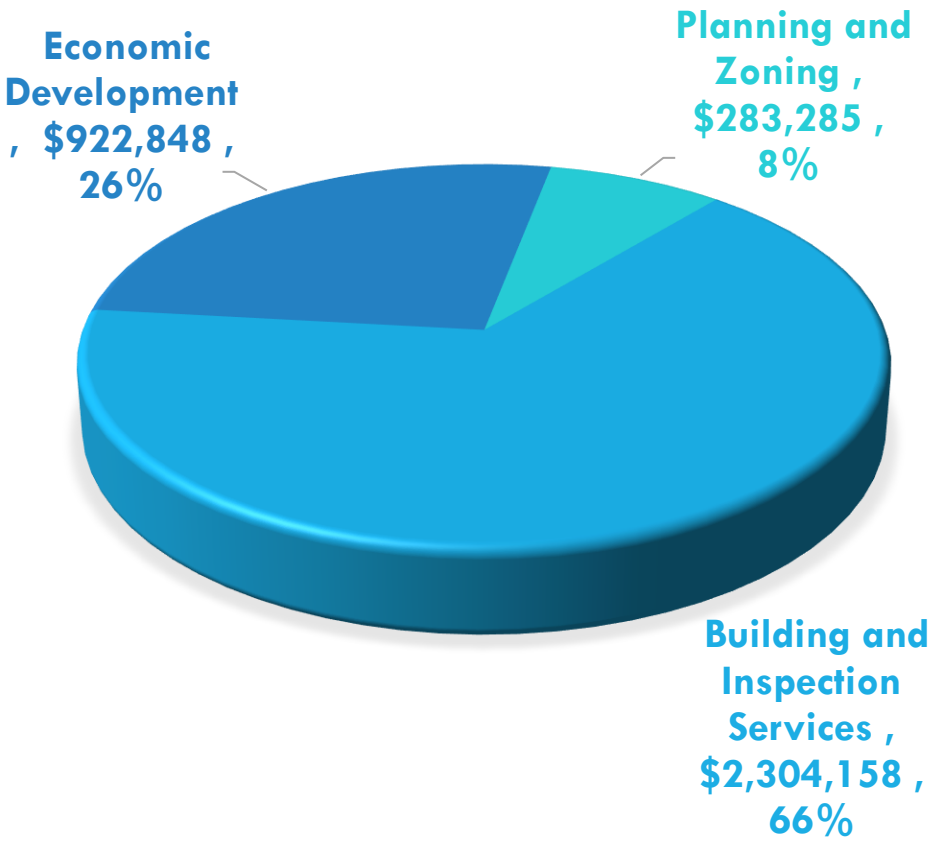

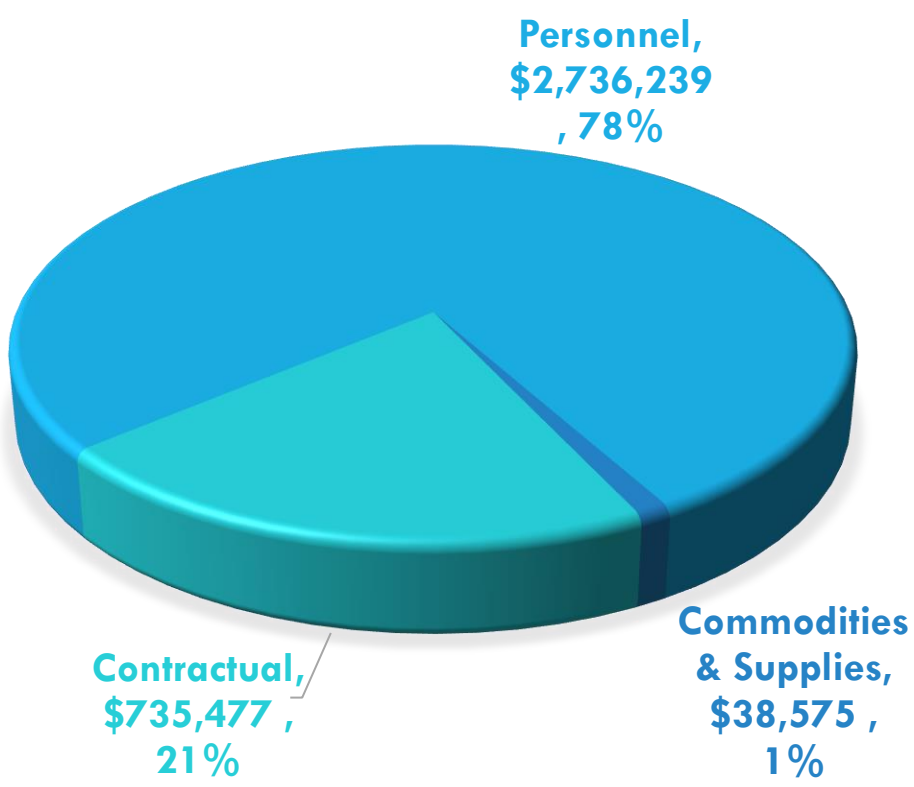

COMMUNITY & ECONOMIC DEVELOPMENT

Community Development	2023 Actual	2024 Budget	2025 Budget	2025 vs. 2024
Operating Budget	3,360,406	3,951,953	3,510,291	(441,662)
Personnel	2,508,442	2,788,737	2,736,239	(52,498)
Commodities & Supplies	15,869	31,530	38,575	7,045
Contractual	836,095	1,131,686	735,477	(396,209)
Grand Total	3,360,406	3,951,953	3,510,291	(441,662)

Reduction in Contractual Services by $396,209.

- Reduction in the Community Development Block Grant by $289,323.
- American Rescue Plan allocation of $150,000 – not repeated in 2024.

BUILDING & INSPECTION SERVICES - $2,304,158

Total Budget - $2,304,158 a decrease of $53,657 or 2.3 percent

- Personnel Budget - $2,040,922
- Contractual Services - $210,133
  - $55,000 – Cloud-based Software
  - $38,453 – Vehicle Maintenance
  - $29,260 – Vehicle Lease
  - $30,000 – Elevator Inspection Contract
  - $15,000 – Nuisance Abatement
  - $10,000 – Technical Services
  - $32,420 – Other Contracts
- Commodities & Supplies - $26,075
- Insurance - $19,344
- Utilities - $7,684



ECONOMIC DEVELOPMENT AND PLANNING & ZONING - $922,848

Total Budget - $922,848 – a decrease of $98,682 or 9.7 percent (mainly due to the ending of American Rescue Plan)

Personnel Costs - $695,317

Contractual Services - $202,011

- $100,000 – Economic Development Programs
- $79,500 – Cloud-based software
- $22,511 – Other Misc. Contracts

Liability Insurance - $9,720

Commodities & Utilities - $12,500

Community Development Block Grant Budget - $283,285

COMMUNITY & ECONOMIC DEVELOPMENT

In the works & 2025 initiatives

- South Mount Prospect TIF amendment
- Cloud HQ Project – Legislative Action/Advocacy
- Kohl's Center Outlots/Vacant Parcel
- Downtown Parking Study
- 310 W Northwest Highway

BUILDING & INSPECTIONAL SERVICES

In the works & 2025 initiatives

- Continue to advance our online platform; online applications and license are averaging over 80% online
- Our interdepartmental efforts; Crime Free, Housing, Human Services, Aging in Community, Fire, Police, and Public Works. Cross communication
- Quality and fair housing efforts; rental licensing, inspections, and community Policing efforts
- Plan reviews in house; quality and timely
- Adjudication/County/Chancery court and hearings
- Court actions; Prestige, demolition actions, TROs
- Increasing cross-training, succession planning and employee development

HUMAN SERVICES

- Total Full-time headcount – 11 (Increase by 1 - One part-time converted to Full-time)
- Total Part-time headcount – 1 (Decrease by 1 - One part-time converted to Full-time)

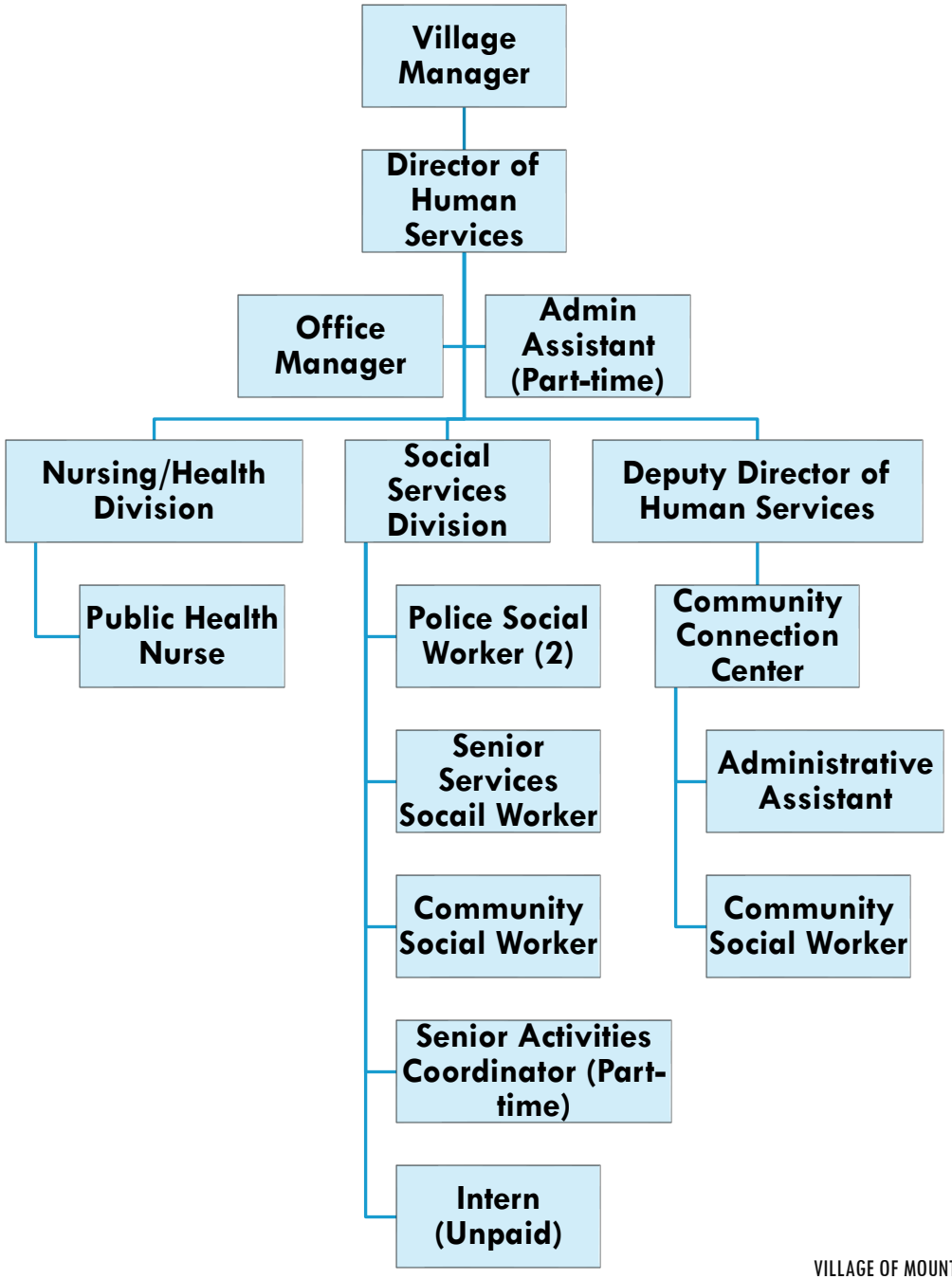

HUMAN SERVICES - $1,583,765

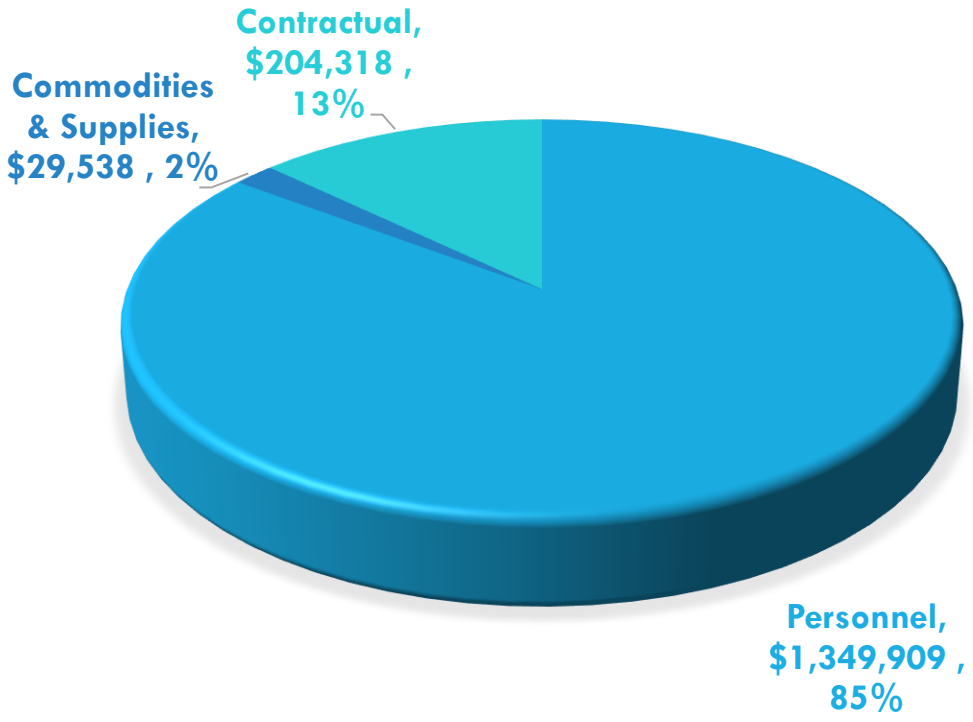

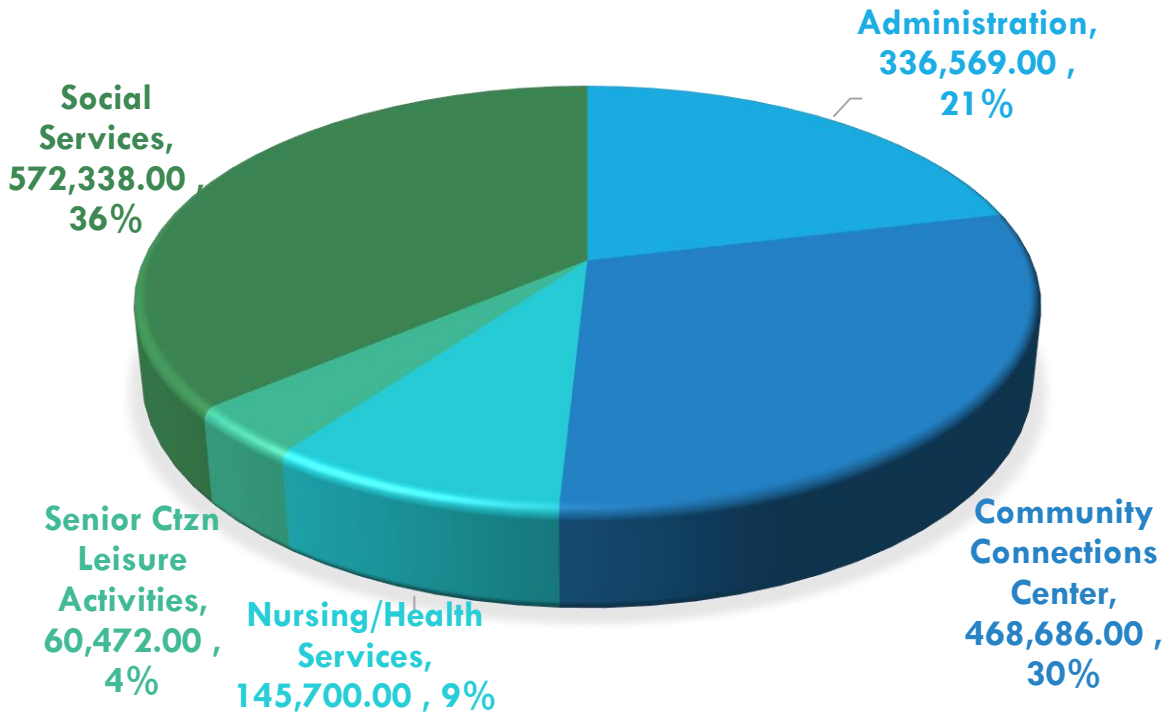

Row Labels	2023 Actual	2024 Budget	2025 Budget	2025 vs. 2024
Operating Budget	1,397,170.71	1,774,802.00	1,583,765.00	(191,037.00)
Personnel	1,133,519.69	1,264,709.00	1,349,909.00	85,200.00
Commodities & Supplies	13,663.13	24,183.00	29,538.00	5,355.00
Contractual	249,987.89	485,910.00	204,318.00	(281,592.00)
Grand Total	1,397,170.71	1,774,802.00	1,583,765.00	(191,037.00)

The decrease in contractual services is mainly due to the ending of the American Rescue Plan. The 2024 allocation was $315,000.

HUMAN SERVICES – 2025 BUDGET $1,583,765

HUMAN SERVICES – BUDGET 2025

- Personnel Budget - $1,349,909 (Includes Police Social Worker, previously funded by the American Rescue Plan)

- Contractual Services - $204,318
  - $106,603 – for Community Connection Center Lease
  - $24,822 – Cloud-based software
  - $13,856 – Insurance
  - $10,000 – Utilities
  - $15,000 – Behavioral Health Program Subsidy (Previously funded by the American Rescue Plan)

- Commodities & Supplies - $29,538

HUMAN SERVICES

In the works & 2025 initiatives

- Needs Assessment
- Transit Study
- Behavioral Health Program Subsidy
- Food Pantry Program
- Opioid Settlement Funds- Program Development
- Aging in Community Action Plan Implementation

POLICE DEPARTMENT

- Sworn Police Officers – 90
(added one school resource officer for D59)

- Other Operational Staff – 20
(No change - Same as 2024)

- Part-time Headcount – 3
(No change - Same as 2024)

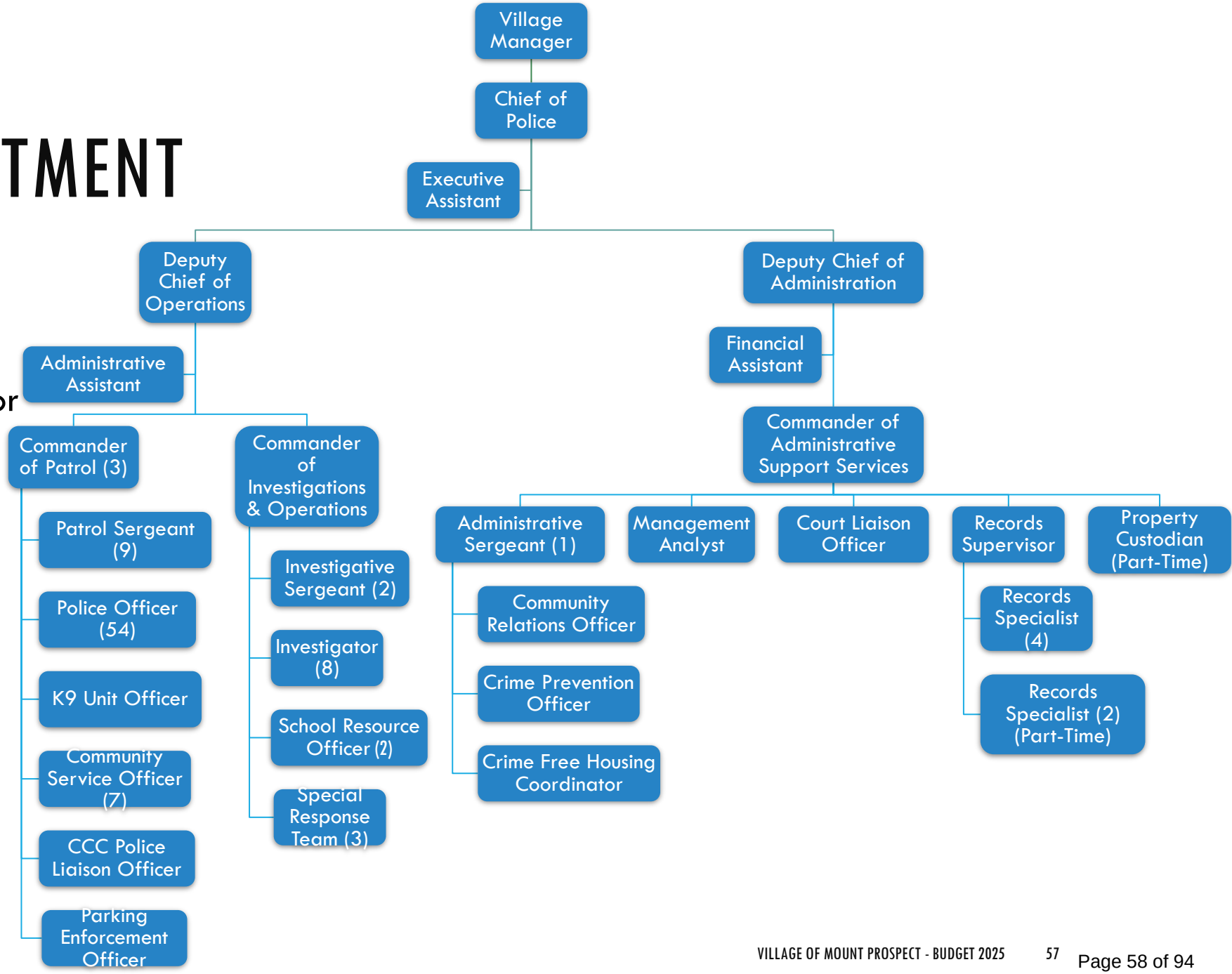

POLICE DEPARTMENT – BUDGET 2025
$26,942,346

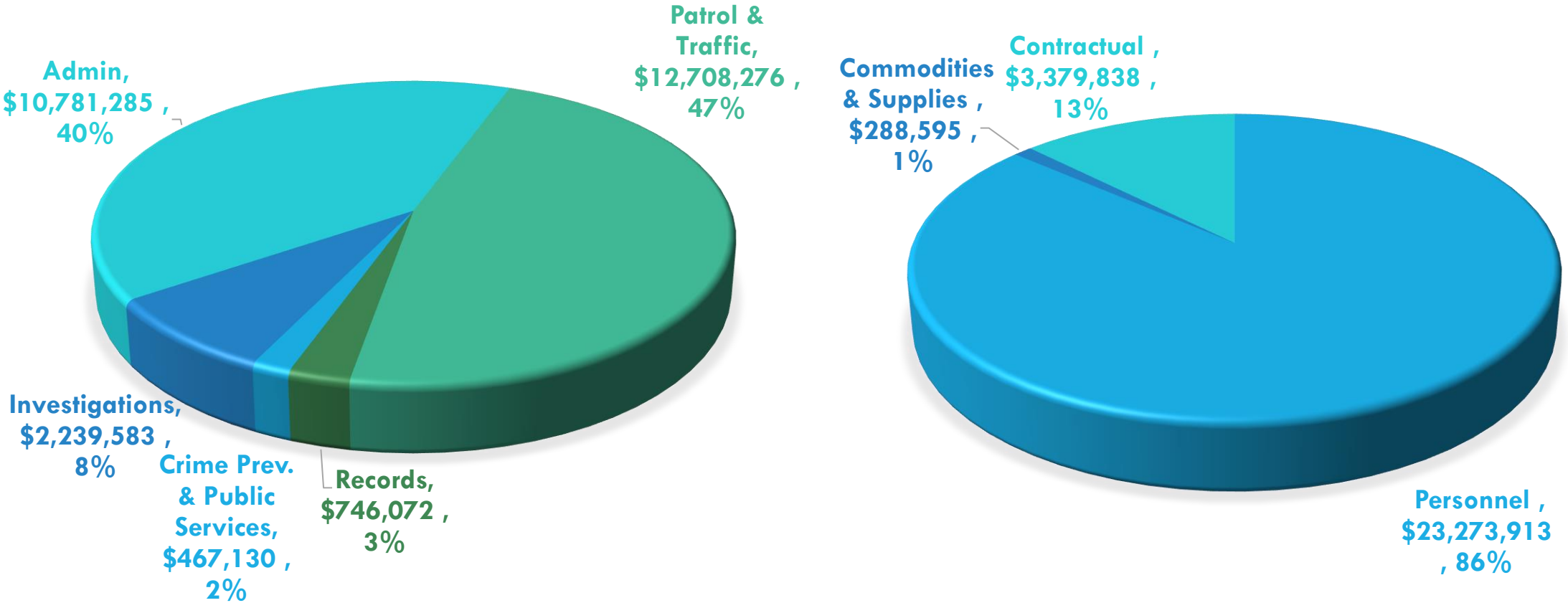

Police Department	2023 Actual	2024 Budget	2025 Budget	2025 vs. 2024
Operating Budget	**22,394,216.54**	**24,500,989.00**	**26,942,346.00**	**2,441,357.00**
Personnel	**20,185,463.69**	**22,001,449.00**	**23,273,913.00**	**1,272,464.00**
Personal Services, Salaries & Wages	12,584,593.98	13,537,134.00	14,289,475.00	752,341.00
Other Employee Costs	170,563.26	193,680.00	192,820.00	(860.00)
Employee Benefits	7,430,306.45	8,270,635.00	8,791,618.00	520,983.00
Commodities & Supplies	**340,511.59**	**327,910.00**	**288,595.00**	**(39,315.00)**
Contractual	**1,868,241.26**	**2,171,630.00**	**3,379,838.00**	**1,208,208.00**
Contractual Services	1,649,509.23	1,929,684.00	3,171,517.00	1,241,833.00
Insurance	210,122.00	228,446.00	195,821.00	(32,625.00)
Utilities	8,610.03	13,500.00	12,500.00	(1,000.00)
Grand Total	**22,394,216.54**	**24,500,989.00**	**26,942,346.00**	**2,441,357.00**

POLICE DEPARTMENT – BUDGET 2025

WHAT'S NEW IN THE POLICE BUDGET?

- New Building Improvement Charges - $898,925 (Roof Replacement)
- New Technology Replacement Charges - $384,667 (Radios and Bodycams)
- New Police Bloodhound Search Dog Budgeted - $7,340
- Increased Pension Contribution by $497,903

ADMINISTRATION - $11,527,357

(INCREASE OF $1,925,502 OR 20%)

Includes Pension contribution - $6,126,944 in the operating budget

Contractual Services - $2,898,633 (Increase of $1,329,093)

Building Improvement - $898,925 (New Charge)
Technology Replacement - $384,667 (New Charge)
Vehicle Maintenance - $694,605
Vehicle Lease - $243,490
Cloud based Software fees - $261,160

Professional Services - $41,910
Employment Testing - $35,000
Equipment Maintenance - $45,000
Liability Insurance - $195,821
Other Contracts - $143,055

Commodities - $81,450

- Squad Emergency Equipment - $37,900
- Training Supplies - $12,730
- Other Supplies - $30,820

Office & Other Equipment - $34,170

FIELD OPERATIONS (PATROL, INVESTIGATIONS & CPU)- $15,414,989

- An increase of 3.4 percent or $515,855

Total Personnel Budget - $14,760,809 – includes a 4.8% provision for the anticipated budgetary increases. Includes Overtime - $737,415 (8.1 percent increase over the 2024 budget)

Contractual Services - $481,205

- Northwest Central Dispatch - $320,000 – decrease by $122,400
- Northern Illinois Crime Lab - $86,300
- Other Professional Services - $32,455
- NIPAS - $10,000
- K-9 Unit – $11,575
- Other Contracts – $24,875

FIELD OPERATIONS

Commodities - $163,735

- Ammunitions - $41,200
- Clothing - $32,135
- Protective Clothing - $24,100
- Community Engagement Supply - $13,300
- Police Cadet Program - $6,500
- Other Commodities - $46,500

Other Equipment - $9,240

POLICE DEPARTMENT

In the works and 2025 initiatives:

- Community Policing expansion
- Crime-free housing ordinance advocacy
- Onboarding of new Police Bloodhound
- Bodycam / in-car video system replacement & digital evidence management system
- Community engagement

FIRE DEPARTMENT

Sworn Firefighters/Paramedics – 81 (proposed hiring three new firefighters / paramedics for St.11)

Non-sworn Full-time Staff – 8 (No Change – same as 2024)

Volunteer Firefighters/(On Call) – 20 (No Change – same as 2024

Non-sworn Part-time Staff – 1 (No Change – same as 2024)

Total full-time Headcount – 89 (current year 86)

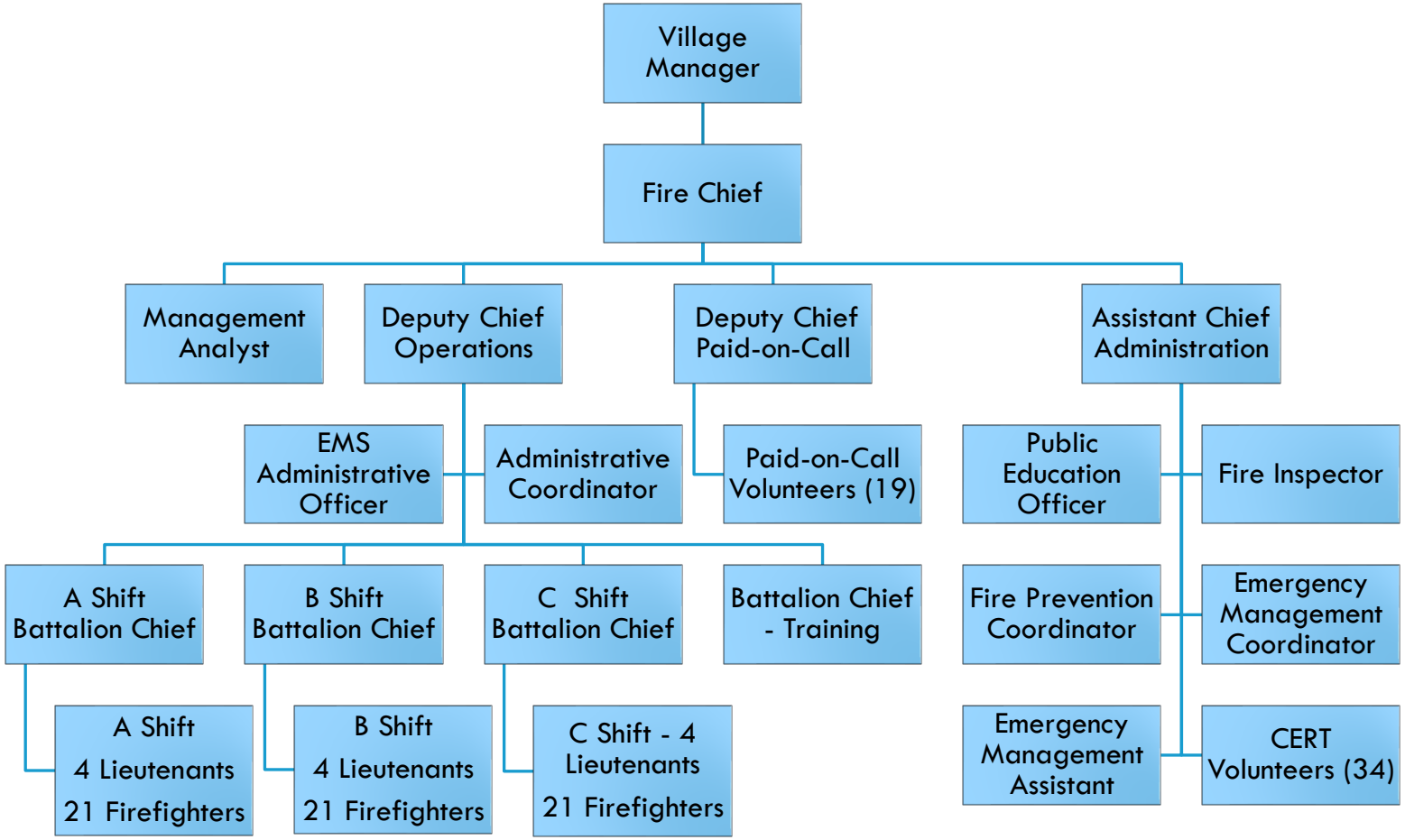

FIRE DEPARTMENT – BUDGET 2025
$23,992,090

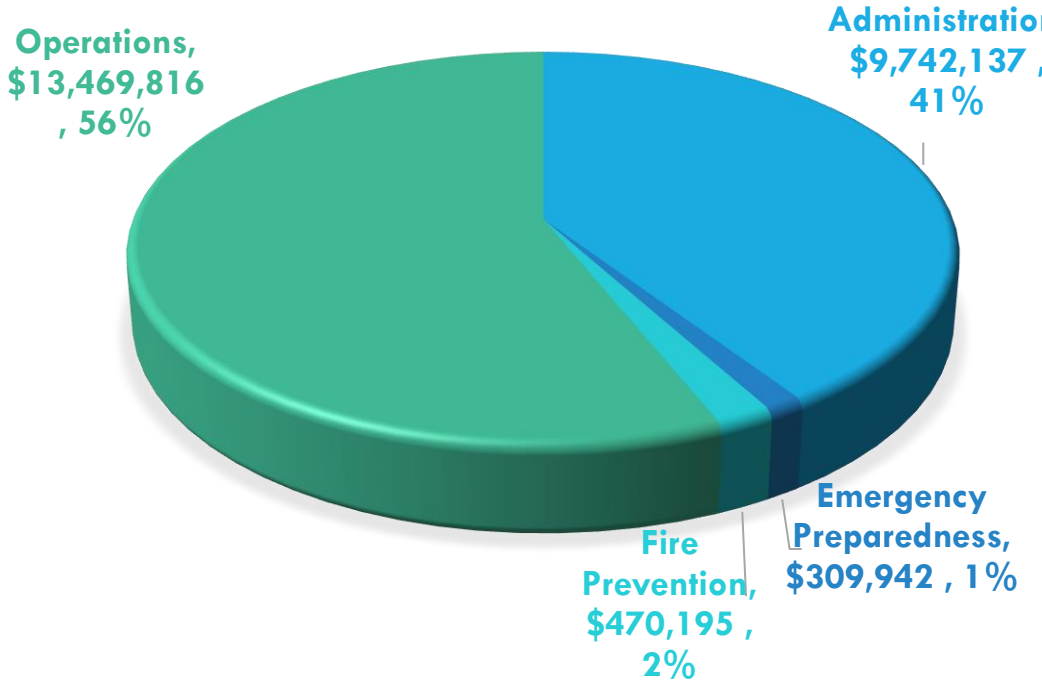

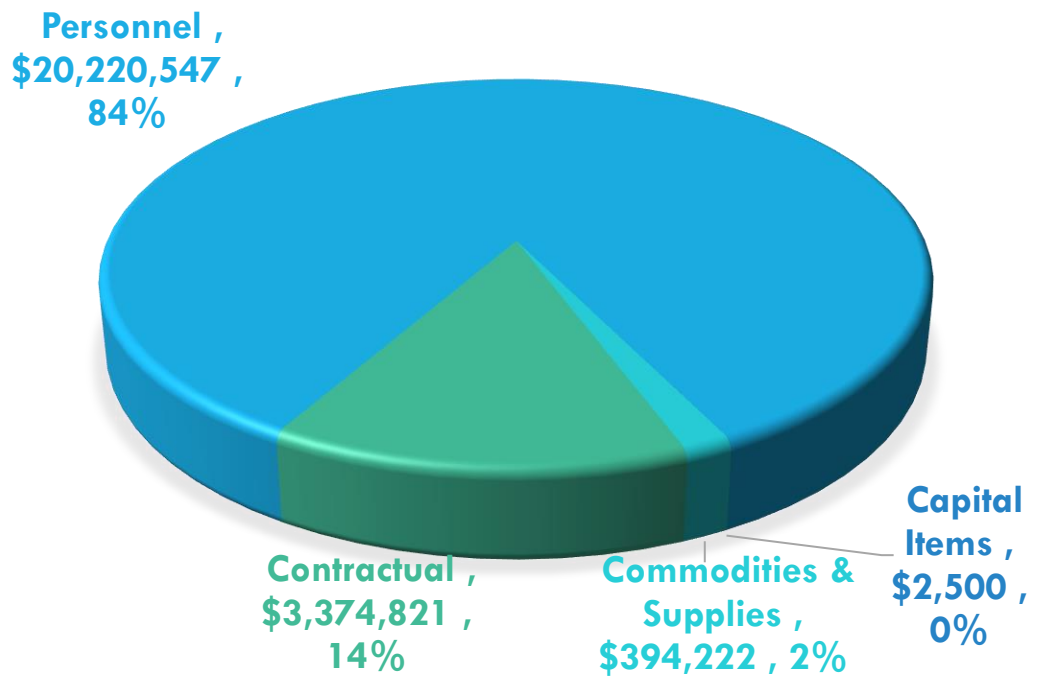

Fire Department	2023 Actual	2024 Budget	2025 Budget	2025 vs. 2024
Operating Budget	**21,209,019**	**21,084,876**	**23,992,090**	**2,907,214**
Personnel	17,983,747	18,597,694	20,220,547	1,622,853
Capital Items	2,000	2,500	2,500	-
Commodities & Supplies	312,177	381,575	394,222	12,647
Contractual	2,911,095	2,103,107	3,374,821	1,271,714
Grand Total	**21,209,019**	**21,084,876**	**23,992,090**	**2,907,214**

FIRE DEPARTMENT BUDGET - $23,992,090

WHAT'S NEW IN THE FIRE DEPT. BUDGET?

- Four-station operations
- Hiring of three new firefighters/paramedics for station 11 (currently served with overtime/hire backs)
- Over-time budget increased to $1,334,001 (increase of $554,998)
- Pension contribution increased by $306,050
- New Building Improvement Charge - $241,250
- New Technology Replacement Charge - $399,276
- Training budget increased by $41,188
- GEMT State Share - $1.2 million (2024 budget $500,000)

PERSONNEL BUDGET - $20,220,547

An increase of $1.6 million or 8.7 percent from the 2024 budget.

Includes three new firefighters/paramedics – total costs $389,727 (excluding pension)

Pension costs increasing by $306,050 (Total pension contribution - $5,133,243)

Over-time budget of $1,334,001, an increase of $554,998 (based on current estimates, maybe reduced once fully staffed)

CONTRACTUAL SERVICES - $3,374,821

Engine 13R - 1999 Pierce Quantum 1500/750 (515)

- An increase of $1,271,714 or 60.4 percent:
  - GEMT State Share is increasing to $1.2 million, an increase of $700,000.
  - New Building Improvement Charge - $241,250
  - New Technology Improvement Charge - $399,276
  - Includes vehicle lease payments - $640,640
  - Includes vehicle maintenance payments - $431,162
  - Northwest Central Dispatch - $120,000
  - Liability Insurance - $160,393
  - Employment Testing - $25,000
  - Cloud-based software fees - $55,000
  - Other Professional Services - $24,823
  - Other items - $77,277

COMMODITIES & SUPPLIES - $394,222

Fire and EMS operation supplies - $164,250 (clothing, chemical, educational supplies, EOC supplies, firefighting supplies, furniture items, firehouse supplies, office equipment)



Other Equipment - $229,222 (breathing apparatus, paramedic equipment, turnout clothing, fire hoses and appliances, recovery equipment, rescue equipment, radios, and others)

FIRE DEPARTMENT

In the works & 2025 initiatives

- Hiring three new firefighters
- Grant opportunities (SAFER and Congressional grants for Station 11)
- Fire Union Collective Bargaining Agreement
- Response Metrics
- Employment Testing

PUBLIC WORKS

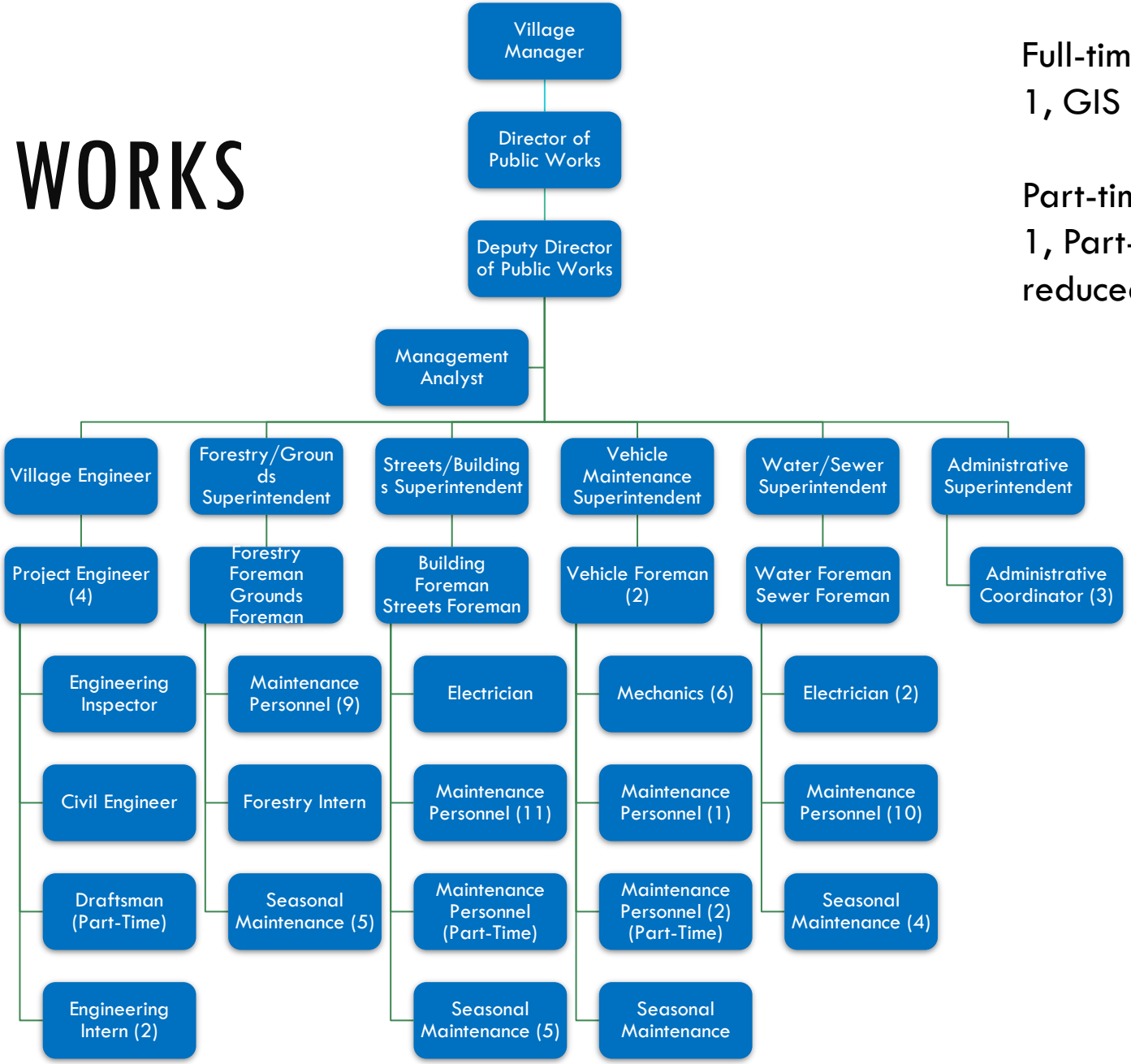

Full-time Staff – 66 (reduced by 1, GIS Analyst position removed)

Part-time Staff – 4 (reduced by 1, Part-time maintenance staff reduced)

PUBLIC WORKS BUDGET – 2025
$32,721,004

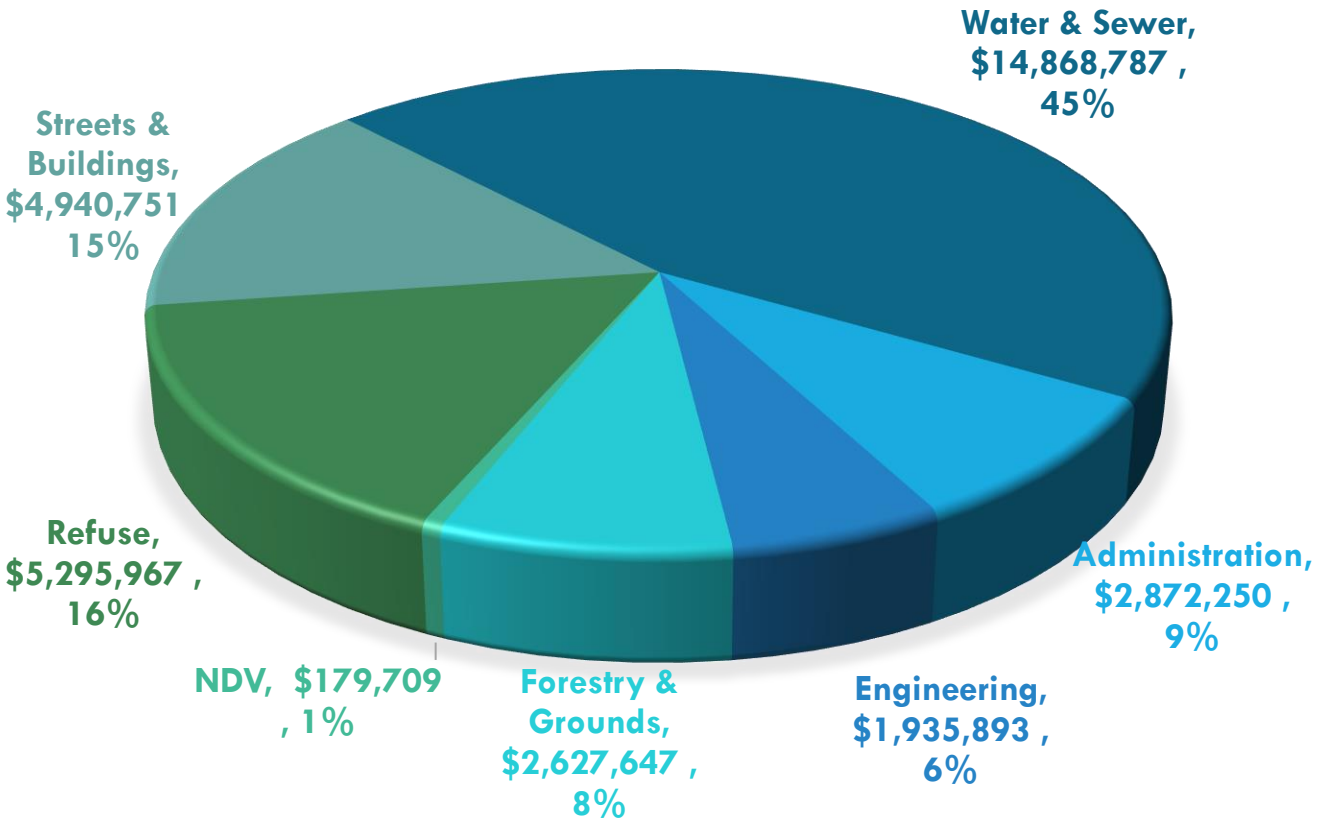

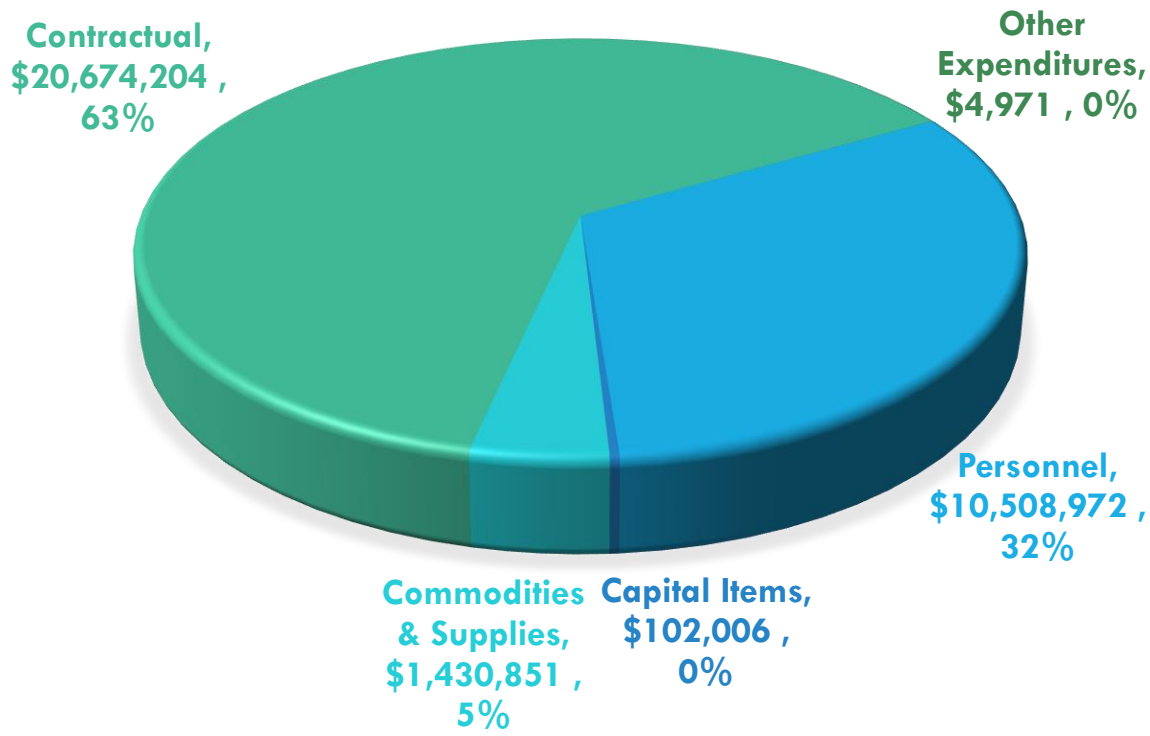

WHAT'S NEW IN PW BUDGET?

- Increase in replacement costs, driving an increase in the vehicle lease payment by $404,340.
- New Building Improvement Charge - $450,000
- No fixed cost payment to SWANCC for 2025 – savings of $311,215
- Liability Insurance charges decreased by $133,745
- Pavement evaluation study budgeted - $55,000
- NSMJAWA water purchase - $8,395,620, increase of $244,532
- Eliminated GIS analyst position, GIS tasks are handled by an engineering firm now.

PUBLIC WORKS BUDGET BY PROGRAM

Program	2023 Actual	2024 Budget	2025 Budget	2025 vs. 2024	% Increase /Decrease
Lake Michigan Water Supply	7,368,258	8,151,088	8,395,620	244,532	3.00%
Snow Removal Program	953,200	1,301,716	1,370,745	69,029	5.30%
Water Distribution Maint. & Rep.	1,135,018	1,289,115	1,312,480	23,365	1.81%
Water Supply Maint. & Repair	855,217	883,186	933,878	50,692	5.74%
Maintenance of Grounds	734,224	841,138	891,686	50,548	6.01%
Sanitary Sewer Maint. & Repair	740,259	850,872	883,830	32,958	3.87%
Street Maintenance	694,110	798,184	841,480	43,296	5.42%
Water Valve/Hydrant Maint & Rep	431,129	501,601	528,174	26,573	5.30%
Traffic Control-Street Lighting	412,694	458,272	471,175	12,903	2.82%
Leaf Removal Program	267,448	318,856	336,294	17,438	5.47%
Maintenance of Buildings	266,582	305,527	326,540	21,013	6.88%
Water Meter Maintenance & Repair	226,567	310,394	306,652	(3,742)	-1.21%
Public Grounds Beautification	184,086	212,740	224,299	11,559	5.43%
Storm Sewer & Basin Maintenance	131,616	160,682	170,046	9,364	5.83%
Traffic Sign Maintenance	127,248	153,860	165,817	11,957	7.77%
4th of July and Civics Events	119,525	138,176	146,677	8,501	6.15%
State Highway Maintenance	109,223	121,370	127,221	5,851	4.82%
Holiday Decorations	14,001	16,414	17,347	933	5.68%
Grand Total	$ 14,770,406	$ 16,813,191	$ 17,449,961	$ 636,770	3.79%

PUBLIC WORKS – BUDGET 2025

Public Works	2023 Actual	2024 Budget	2025 Budget	2025 vs. 2024
Operating Budget	**29,580,112**	**31,541,010**	**32,721,004**	**1,179,994**
Personnel	8,870,066	9,965,741	10,508,972	543,231
Capital Items	61,320	96,912	102,006	5,094
Commodities & Supplies	1,015,157	1,402,187	1,430,851	28,664
Contractual	18,530,981	20,071,344	20,674,204	602,860
Other Expenditures	1,102,589	4,826	4,971	145
Grand Total	**$ 29,580,112**	**$ 31,541,010**	**$ 32,721,004**	**$ 1,179,994**

- Salaries and Wages - $7,890,281, an increase of $492,462 or 6.7 percent.
- Per the collective bargaining agreement, union employee wages are increasing by 8%.
- Overtime costs budgeted $1,061,264, an increase of $41,530.
- Other employee costs - $100,532
- Employee Benefits - $2,518,159
- Overall, personnel costs are increasing by $543,231 or 5.4 percent.

PERSONNEL COSTS - $10,508,972

PW ADMIN - $2,872,250

- Personnel costs - $572,303
- Contractual Services - $2,256,534, an increase of $425,106, mainly due to the new Building Improvement Program.
  - $450,000 – new building improvement program
  - $673,530 – vehicle lease payments, an increase of $353,220 due to increased replacement costs
  - $848,687 – vehicle maintenance payments, an increase of $39,171
  - 183,262 – liability insurance, a decrease of $73,556
  - $54,776 – Cloud-based software
- Commodities & Supplies - $43,413
  - Open house supplies - $23,893
  - Other supplies - $19,520

ENGINEERING - $1,935,893

- Personnel costs - $1,293,306
- Contractual Services - $600,934, an increase of $57,856 or 10.7 percent
  - Professional Services - $163,591, an increase of $54,010 for GIS services
  - Street Light Electricity - $230,150
  - Traffic Light Maintenance - $112,300
  - Vehicle Maintenance - $44,453
  - Vehicle Lease - $14,420
- Commodities & Supplies - $41,653
  - Street Light Supplies - $31,994
  - Other Engineering Supplies - $9,659

FORESTRY & GROUND - $2,627,647

- Personnel costs - $1,613,767
- Contractual Services - $905,357, an increase of $44,143
  - Streetscape maintenance contract - $224,755
  - Grounds maintenance contract - $111,477
  - Tree Trimming contract - $242,462
  - Tree removal contract - $146,404
  - Stump removal - $66,704
  - Other contracts - $113,565
- Commodities & Supplies - $108,513
  - Street furniture replacement - $31,827
  - Forestry supplies - $66,294
  - Other items - $10,396

REFUSE PROGRAM - $5,295,967

- Personnel costs - $541,929
- Contractual Services - $4,725,268, a reduction of $219,701, mainly due to the removal of SWANCC fixed costs from the budget
  - $3,565,764 – Republic Services contract
  - $1,126,752 – SWANCC tipping fees
  - $16,380 – Insurance
- Commodities & Supplies - $28,770
  - Forestry leaf pickup program supplies - $24,729
  - Other supplies - $4,041

STREETS & BUILDINGS - $4,940,751

- Personnel costs - $2,808,578
- Contractual Services - $1,329,464, an increase of $73,639
  - $597,681 – various village facilities and building maintenance items
  - $673,123 – various street maintenance items and contracts
  - $58,660 - Utilities
- Commodities - $797,738, an increase of $29,294
  - $587,235 – various street maintenance supplies (salt, patching materials, and other supplies).
  - $210,503 – various building maintenance supply items

VEHICLE MAINTENANCE - $2,688,148

- Personnel costs - $1,717,443
- Contractual Services, $167,427, decrease of $23,059
  - $108,036 – Equipment maintenance and repairs
  - $20,023 – Cloud-based software
  - $22,503 – Insurance
  - $16,865 – Other contracts
- Commodities - $803,276, a decrease of $15,816
  - $500,000 – Fuel
  - $289,228 – Vehicle maintenance parts
  - $14,048 – Other items



WATER & SEWER - $14,868,787

- Personnel budget - $3,679,089
- Contractual Services - $10,733,237, an increase of $239,135
  - $8,395,620 – JAWA water purchase (1.2 billion gallons)
  - $653,152 – Vehicle maintenance payments
  - $383,660 – Vehicle lease payments
  - $654,651 – Various water utility related contracts
  - $197,689 – Various sewer utility related contracts
  - $135,561 – Various Administrative Contracts and Software costs
  - $181,111 – Liability Insurance
  - $131,793 – Utilities
- Commodities & Supplies - $405,025
  - $360,329 - Water utility supply items (hydrants, meters, etc.)
  - $28,628 – Sewer utility supply items
  - $14,830 – Admin supply items

PUBLIC WORKS DEPARTMENT

In the works & 2025 initiatives

- Stormwater Master Plan Update
- Neighborhood Flooding Strategy
- Melas-Meadows Pedestrian Bridge Project
- Fairview Garden Sewer Improvement
- Bike Master Plan Phase II
- Rand/Kensington/Elmhurst Road Intersection Improvement
- Vehicle Replacements
- Busse Road Improvements
- Northwest Water Interconnect Project

NON-OPERATING BUDGET – DEBT SERVICE

		Funding Sources					
Debt Service	2025 Debt Service	Property Taxes	General Fund Abatement	Sales Tax	Water & Sewer Charges	TIF Increment	Video Gaming
Debt Service Fund	**4,522,280**	**221,367**	**3,099,433**	**878,840**	**-**	**-**	**322,640**
Bond Principal	2,580,000	221,367	1,457,153	878,840	-	-	22,640
Interest Expense	1,942,280	-	1,642,280	-	-	-	300,000
Prospect and Main TIF District	**1,346,838**	**-**	**-**	**-**	**-**	**1,346,838**	**-**
Bond Principal	740,000	-	-	-	-	740,000	-
Interest Expense	606,838	-	-	-	-	606,838	-
Water and Sewer Fund	**1,838,631**	**-**	**-**	**-**	**1,838,631**	**-**	**-**
Bond Principal	995,000	-	-	-	995,000	-	-
Interest Expense	843,631	-	-	-	843,631	-	-
Grand Total	**$ 7,707,749**	**$ 221,367**	**$ 3,099,433**	**$ 878,840**	**$ 1,838,631**	**$ 1,346,838**	**$ 322,640**

BUSINESS DISTRICT FUND - $2,027,500

Revenue	2025 Amounts
State Taxes State Sales Tax	1,000,000
Use Taxes Food & Bev Tax	375,000
Business District Tax Business Dist Tax	310,000
Use Taxes Hotel/Motel Tax	250,000
Use Taxes Movie Thtre Tax	62,500
Interest Income Interest Income	30,000
Total Revenues	$ 2,027,500
RDA - Note Interest Payment	$ 2,027,500
Net Surplus/(Deficit)	$ -

TIF DISTRICTS

Besides CIP and Debt Service Items, the category includes the following expenditures.

- Prospect & Main TIF - $2,645,000
  - RDA Payment (Developer's Incentives) - $1,200,000
  - Student Impact Fees - $475,000
  - Return of Increment to Cook County per the IGA - $800,000
  - Legal Fees - $75,000
  - Professional Fees - $90,000
  - Other Items - $5,000

- South Mount Prospect TIF
  - Legal fees - $50,000
  - Professional Fees - $45,000

INTERNAL SERVICE FUNDS

Account Details	Vehicle Maintenance Fund	Vehicle Replacement Fund	Computer Replacement Fund	Risk Management Fund	Building Improvement Fund
Revenues	**2,766,148**	**2,348,030**	**995,443**	**11,494,189**	**1,590,175**
Internal Service Fund	**2,766,148**	**2,348,030**	**995,443**	**11,494,189**	**1,590,175**
Charges For Services	2,727,148	2,023,030	995,443	8,601,189	1,590,175
Fines & Forfeits	-	-	-	-	-
Investment Income	39,000	300,000	-	12,500	-
Other Revenue	-	25,000	-	2,340,500	-
Reimbursements	-	-	-	540,000	-
Transfers In	**-**	**-**	**-**	**-**	**-**
Other Financing Sources	-	-	-	-	-
Expenses	**(2,688,148)**	**(4,981,000)**	**(211,500)**	**(11,493,433)**	**-**
Internal Service Fund	**(2,688,148)**	**-**	**-**	**(11,493,433)**	**-**
Personal Services, Salaries	(1,293,034)	-	-	-	-
Employee Benefits	(417,014)	-	-	-	-
Other Employee Costs	(7,395)	-	-	-	-
Contractual Services	(139,861)	-	-	(11,033)	-
Commodities & Supplies	(799,918)	-	-	(37,500)	-
Insurance	(22,503)	-	-	(11,444,900)	-
Office Equipment	(705)	-	-	-	-
Other Equipment	(2,655)	-	-	-	-
Other Expenditures	-	-	-	-	-
Utilities	(5,063)	-	-	-	-
CIP	**-**	**(4,981,000)**	**(211,500)**	**-**	**-**
Building Improvements	-	-	-	-	-
Motor Equipment	-	(4,981,000)	-	-	-
Office Equipment	-	-	(211,500)	-	-
Grand Total	**78,000**	**(2,632,970)**	**783,943**	**756**	**1,590,175**

GENERAL FUND – FUND BALANCE

Items/Details	FY 2023 Actual	FY 2024 Estimated	FY 2025 Budget
Revenues - Unaudited	82,613,435	89,886,763	83,654,388
Expenses - Unaudited	(78,299,452)	(91,662,171)	(83,654,388)
Net Monthly Surplus/(Deficit)	**4,313,983**	**(1,775,408)**	-
Ending Unrestricted Reserves	**43,700,864**	**41,925,456**	**41,925,456**
As % of General Fund Budget	48%	50%	47%

BUDGET 2025

Account Details	General	Debt Service	Capital Project	Special Revenue	Water Sewer	Non Major Enterprise	Internal Service	All Funds Combined
Revenues	**83,654,388**	**4,525,530**	**10,305,192**	**19,914,600**	**23,011,370**	**338,800**	**19,193,985**	**160,943,865**
Operating	82,654,388	326,250	8,805,192	10,044,600	23,011,370	188,800	-	125,030,600
Business District	-	-	-	2,027,500	-	-	-	2,027,500
Internal Service Fund	-	-	-	-	-	-	19,193,985	19,193,985
Debt Service	-	1,099,847	-	-	-	-	-	1,099,847
Special Revenue TIF	-	-	-	5,842,500	-	-	-	5,842,500
Transfers In	1,000,000	3,099,433	1,500,000	2,000,000	-	150,000	-	7,749,433
Expenses	**(83,654,388)**	**(4,524,180)**	**(10,586,894)**	**(19,981,390)**	**(27,062,540)**	**(253,631)**	**(19,374,081)**	**(165,437,104)**
Operating	(74,053,718)	-	(274,709)	(7,752,752)	(15,362,334)	(142,631)	-	(97,586,144)
Business District	-	-	-	(2,027,500)	-	-	-	(2,027,500)
Internal Service Fund	-	-	-	-	-	-	(14,181,581)	(14,181,581)
CIP	(2,851,237)	-	(10,312,185)	(5,113,400)	(9,860,000)	(111,000)	(5,192,500)	(33,440,322)
Debt Service	-	(4,524,180)	-	(1,347,738)	(1,840,206)	-	-	(7,712,124)
Interfund Transfer	(6,749,433)	-	-	(1,000,000)	-	-	-	(7,749,433)
Special Revenue TIF	-	-	-	(2,740,000)	-	-	-	(2,740,000)
Grand Total	**-**	**1,350**	**(281,702)**	**(66,790)**	**(4,051,170)**	**85,169**	**(180,096)**	**(4,493,239)**

QUESTIONS?